

Calendar

DPWW Regular Meeting

The Monthly Meeting has been changed to the 3rd. Monday in the Month

December 13th. Christmas Party

Jan. 15th.

DPWW Board Meeting

Usually the 1st. Mon. of the Month

St James Church, Glen Ellyn

Jan 2nd. Tuesday

Activity

See Page 6

Program

rep from Makita



Peter D'Attomo

From the President's Corner

As I write this message, I'm reflecting on a year gone by and in a few weeks we'll be celebrating Christmas. Time does fly.

I take this opportunity to thank the 2017 board members for their service to the club who have made it all possible, and I encourage members to thank the many board members for their service.

I'm looking forward to 2018 with new ideas, events, and shop tours, toy drive.

In the meantime, I and my wife Kathleen, wish you a Merry Christmas, and a joyous new year. Hope to see you at the Christmas dinner December 13th.

Peter

REMEMBER you are asked to park in the south lot of the church and enter through door 12. See diagram below.

The north parking lot will have 12 parking spots closest to door 10 available for those in need, the AV group, and a guest speaker only. Please comply with the new measure.

Meeting room tables will be reorganized to accommodate this new layout.


"Christmas Party"

Bohemian Crystal Restaurant in Westmont

Location:

639 N.Blackhawk Drive
60559 WESTMONT, Illinois

Blackhawk Drive is the second stop light going East on Ogden Ave. Turn left and it is just down the street on your right side.



Jerry Johnson

Secretary's Report DPWW Board Meeting – December 4, 2017

Peter D'Attomo called the meeting to order at 7:01 p.m. Present were Bruce Kinney, Will Richards, Eleanor Richards, Ed Buhot, Bert LeLoup, Whit Anderson, Tony Evansky, Mike Kalscheur, George Rodgers, Lee Nye, Mike Perry,

Keith Rosche, Rich Rossio, Mark Wieting, Jeff Kramer, Bill Hoffman, and Jerry Johnson. Reminder: Any club member is invited to attend board meetings.

The November minutes and treasurer's reports were approved. The first dues payments via PayPal were received.

Committee Reports

Membership (Mike Kalscheur) 133 members have paid their 2018 dues plus three new members.

Library (Will Richards) – January 2 has been set for the library inventory and clean up.

Prizes (Bruce Kinney) – November was a good month for the prizes. The prizes finished the year with a profit that helps us hold the dues at the same level since the club started in 1995. More people are purchasing tickets as the quality and value have increased.

Activities (Jeff Kramer) -- Make It Here is being evaluated as an activity and George Rodgers has offered to host a shop visit. Several other ideas were suggested.

From Our Workshop and AV -- No report

Programs (Rich Rossio) -- January will feature a representative from Makita.

Publicity (Keith Rosche) – The radio station (WDCB) associated with the College of DuPage covered the toy program as the over 1500 toys were handed out to the receiving organizations. There were 200+ toys left that Keith distributed to Hesed House in Aurora and a new school program being set up. Doodlebug Workshop also received some toys. One can view this on the Doodlebug Facebook page. A permanent library display capability will be established with some of the toys. A discussion of whether the toys can be sold by the receiving organization led to a restatement of our long-standing policy: "The toys cannot be sold in an "as is" condition. If the toys are modified in some way including painting or using some other finish we would review the circumstances."

Toys (George Rodgers) – George reported that his

investigation of using finishes on the toys has continued and information has surfaced that a finish can be used as long as the manufacturer provides information that the finish is safe. Bill Hoffman offered insights from his "day" job that supports the idea that we can use finishes that are absorbed into the wood. Those that leave a film would need manufacturer documentation such as a Material Safety Data Sheet (MSDS). The concern is heavy metals such as lead, cadmium, etc. Finishes that are made in the US are generally safe after curing for thirty days. George has some information already and will continue his work in this area.

Web (Whit Anderson) – Whit has updated the protected area of the web site with the new board. Jerry agreed to email the newly approved constitution and by-laws to be placed on the site.

Old Business

--The constitution was approved at the general meeting on November 20. The by-laws became approved on the same date as the necessary changes had been approved on a contingent basis at a prior board meeting.

--Facebook is tabled until the February 2018 board meeting.

--The Downers Grove Library has yet to respond to Peter's email about the public demo. The current view is that we will do a presentation only.

--As of the end of the meeting we had 49 people signed up for the December 13, holiday party. Everyone was reminded of the need for a hand-crafted gift for each guest. George, Peter, Rich, Will and Lee will each provide something for the servers and special guest, Barbara Dion.

New Business

--The January board meeting will be held on Tuesday, January 2, 2018.

--Lee will organize the audit for the 2017 financial activity.

Jerry Johnson, Secretary

Borrow Some Tools

Don't forget that one benefit of being a member of the DuPage Woodworkers is that we have some tools that you can borrow. The Work Sharp, scroll saw, moisture meter, metal detector, and Drill Doctor are available to members by contacting Wayne

Maier at **630-303-1341.**



MEMBERSHIP

Three (3) new members have joined the Club within the past month.

Please welcome Tom Benson from Des Plaines, who learned about DPWW from member Tom Olson. Tom Benson is a novice woodworker and ready to learn from the more experienced club members.

Also please welcome John Cunningham and Conor Patrick from Wheaton. They learned about DPWW from the Club's website and joined as a family. John and Conor like to build toys, band-saw boxes and furniture. Scroll sawing is a preferred activity.

Members of the Club have access to a Membership List, which contains names and contact details for all members. This list is accessible from the "Members Only" section of the DPWW website, found at www.dupagewoodworkers.org. If a member does not have access to the internet, they can request the latest printed copy of this Membership list from Mike Kalscheur by calling (630) 510-7880.

TOYS

At our general meeting on Monday, November 20 the DuPage Woodworkers gave away over 1,500 toys to 11 organizations including: St. James the Apostle Church in Glen Ellyn, Humanitarian Service Project in Carol Stream, Mutual Ground in Aurora, Developmental Learning Program in Midlothian, Darien Lions Club, St. Benedict the Africa in Englewood, Hesed House in Aurora, Addison Switchboard, Elmhurst Children's Rehabilitation, Doodle Bug and Wheaton Academy. Thanks to all our members who so graciously provided their time, expertise and funds to help provide toys to children that otherwise might not receive any during the Christmas season.

We were also fortunate to have Brian O'Keefe from the College of DuPage radio station WDCB attend our meeting and put together a segment on our toy making project. He interviewed several DPWW members as well as several of the individuals representing the recipient organizations. You can listen to the 14 minute segment at:

<https://www.wdcbfirstlight.org/news/2017/12/3/dupage-woodworkers-become-santas-helpers>

Thanks, George Rodgers

Logo Clothing

Caps are \$18 and polo shirts are \$22. We now have long sleeve Tee shirts.

Programs

November Meeting

Jim Harvey on sliding lid boxes

Our November meeting speaker, Jim Harvey, took us through the process of making sliding lid boxes. He shared his tips and techniques to make any sized box but focused mostly on making pencil boxes which make nice gifts.

A key to his process—especially of making numerous, similar boxes in the same session—is a spreadsheet he has devised to produce dimensions for all the pieces. Adjusting a number in the spreadsheet—need a bigger or smaller or wider box?—calculates all the other dimensions. A link to the spreadsheet, and Jim's Power Point presentation, can be found at the end of this article.

Mostly, Jim uses popular, but he showed a nice box in walnut as well. He uses $\frac{3}{4}$ inch stock that he resaws on his table saw. He says making sure your fence is absolutely true to the blade is essential. Thicknesses and edges have to be parallel or you'll have big problems. The width of the kerf is important and the width of a 45 degree cut is about $\frac{1}{32}$ wider than the crosscuts.

He uses a sled for the 45s; partly for precision but also for safety to keep his hands farther from the blade. He calibrates his saw blade with a Wixey digital angle gauge: "You can live with one-tenth of a degree off, but two-tenths is a problem." He uses spacers [cut to the exact length of the difference between the long and the short sides of the box] to make all lengths consistent. When he cuts the $\frac{1}{8}$ in. deep grooves in the sides and ends to receive the bottom and the top, he uses the $\frac{1}{8}$ blade from his dado stack. He sets the height of the blade with a brass setup block, but "you can also use a $\frac{1}{8}$ in. drill bit." He showed how to cut the rabbit in the edges of the top.

He recommends putting dots on the mitered edges of the sides to assure that mating pieces can be identified. In glue up, use two coats of glue, since you are basically gluing end grain and sizing is required. He uses strong rubber bands made from bicycle inner tubes for clamps and checks all corners with a square. Avoid squeeze out, especially on the inside of the box, but squeeze out on the outside can be removed with 100 grit sandpaper. Finally, break all the edges with sandpaper.



To see the entire presentation, Jim offers this:



"The PDF presentation and all the files can be downloaded from Dropbox. It's a big file, 36 megabytes but all the photos are there separately. I thought people might want to print them. <http://www.dropbox.com/s/c67c4xhlw3bata7/SlidingLidBoxes.zip>

I wrote up the process earlier this year on a Weblog I keep up. It is somewhat dated but the process has not changed much.

<http://wb8nbs.wordpress.com/2016/12/22/sliding-lid-pencil-boxes/>

or just go to <http://wb8nbs.wordpress.com> and find the Sliding Lid Boxes page in the right hand column. The Dropbox link above is in that Weblog page near the end so you can just click on it."

TOYS TOYS Another year ending with over 1500 Hundred toys going out to the needy Children in our local communities





List of the 2018 Board Members

Further info. Can be uptained from the Web site under the Member Tab.

BOARD MEMBERS				
Title	2017	2018	other	phone # 2018
President	Peter D'Attomo	Peter D'Attomo		630 819 0084
Vice President		Mark Wieting		630 699 3332
Treasurer	Lee Nye	Bill Hoffman		224 622 9091
Secretary	Jerry Johnson	Jerry Johnson		630 420 0561
Programs Co Chair	Rich Rossio	Will Brethauer		630 968 3419
Programs Co Chair	Mark Wieting	Lee Nye		630 369 4908
Membership	Mike Kalscheur	Mike Kalscheur		630 510 7880
Library Co Chair	Will Richards	Will Richards	1 more year	630 665 8168
Library Co Chair	Eleonore Richards	Eleanore Richards	1 more year	630 665 8168
Newsletter	Bert Le Loup	Bert Le Loup		630 887 8893
Past President	Ed Buhot	Ed Buhot		630 963 3285
Activities Chair	Rich Rossio	Jeff Kramer		630 968 3279
Activities Co Chair	Mark Wieting	single chair		
Prizes Co Chair	Bruce Kinney	Bruce Kinney		630 369 3387
Prizes Co Chair	Tony Evansky	Tony Evansky		630 845 1263
Prizes Co Chair	Don Sinnott	Don Sinnott		630 777 6682
Publicity	Keith Rosche	Keith Rosche		312 330 0774
Webmaster	Whit Anderson	Whit Anderson		630 876 4526
From Our Workshop	Howard Peterson	Rich Rossio		815 838 7686
Toys Chair	George Rodgers	George Rodgers		708 623 9038
Toys	Fred Cutlan	Fred Cutlan		630 985 1281
Toys	Bill O'Malley	Bill O'Malley		630 655 2526
Toys	Harry Jamison	Tom Olson		630 699 1528
Audio Video Chair	Mike Perry	Mike Perry		312 451 7832
Audio Video / assist	Tom Olson	Kyle Hansen/assist		630 390 4560
Audio/ Video /assist	Jack Pine	Jack Pine / Assist		630 215 7482
Auction	Rich Rossio	Rich Rossio		815 838 7686
Auction	Jerry Johnson	Jerry Johnson		630 420 0561



DuPage Woodworkers Activities – The following activities are scheduled for January and February

Saturday, January 27, 2017

The Chicago School of Wood

working (<https://chicagowoodworking.com/>) is hosting the following:

“Hand Tool Event with Lie-Nielsen Toolworks”

10:00 AM – Note: this event runs from 10:00 AM to 5:00 PM. The program for this is informal with the demonstrators giving their presentations at various stations.

5680 N. Northwest Highway

Chicago, IL 60646

800-327 2525

Guest Demonstrators: Jeff Miller - J. Miller Handcrafted Furniture

Mateo Panzica - The Lazarus Handplane Co.

Steve Voigt - Voigt Planes

For further information on guest demonstrators go to: <https://www.lie-nielsen.com/hand-tool-events/USA/171>

- Click on guest demonstrations

Saturday, February 24, 2017

Tour: “Make It Here” (<http://www.make-it-here.com/>)

“Make It Here” offers a wide variety of machines and tools for designing and fabricating almost anything out of metal, wood, plastic, fabric, and electronic components, including training on tools and techniques plus the availability of professional design software such as SolidWorks, and experienced manufacturing professionals at hand as well as the community of members for advice and support.

10:30 AM (Maximum group size is 15 – a second tour will be at 11:30 if necessary)

5225 Thatcher Road

630-541-3436

Downers Grove, IL 60515 (west of Walnut and east of I-355, south of the BN tracks and north of Maple).

There will be a sign-up sheet at the meeting prior to these events or contact Jeff Kramer at kramer123@hotmail.com



Stacking Pyramid - Paul Kricensky
Maple & Walnut & Pine - Salad Bowl
Finish



Leaf - Rick Ogren
Sycamore - Wipe on Poly



Turned Bowl - Mark Jundanian
Ambrosia Maple - Wax



Box - Rich Rossio
Pecan, BE Maple & Rosewood -
Watco



Turned Bowl - Mark Jundanian
Sycamore & Walnut - Wax



Names - Rick Ogren
Various



**Shot Glass Display Case - Bob
Bakshis**
Birch Plywood & Poplar



Mosaic Trivet - Mark Wieting
Pine - Polyshades



Cutting Board - Ed Buhot
Oak, Walnut, Wedge & Jatoba - Polyshades



Segmented Bowl - Ed Buhot
Maple & Walnut



**Carving Board - Tony
Leto**
Many - Poly



Dragon Puzzle - Tom Olson
Pine



Gavel - Kyle Hansen
Oil & Wax