



D U P A G E

WOODWORKERS

Learning by Sharing the Art of Woodworking



Calendar

DPWW Regular Meetings

Usually the Third Monday at
[St. James in Glen Ellyn](#)

- **April 19** via Zoom
- **May 17** via Zoom
- **June 21** via Zoom

DPWW Board Meetings

Usually the First Monday at
[St. James in Glen Ellyn](#)

- **May 3** via Zoom
- **June 7** via Zoom
- **July 5** via Zoom

Future Activities

- **April 3**
Sawdust in Your Coffee
[Online - See Page 4](#)
- **May 1**
Sawdust in Your Coffee

Programs

- **April 19**
[Jim Heavey](#) - Finishing
We will have FOW.
- **May 17**
[Julie Bender](#) - Pyrography

President's Message

April 2021



With the warm weather arriving many of those with outdoor or unheated garage shops are finally able to get back into their shops. Great news! Also great news is our [April program with expert Jim Heavey](#) discussing finishing and answering club member's questions about finishing. Jim has worked for Wood Magazine in the past and also is a frequent presenter

for The Woodworking Shows. He is a wealth of knowledge. I enjoyed **Mike Perry's** sign making presentation last month along with the discussion that followed. I also liked **Mark Wieting's** demo of his laser engraving tool that copies his logo onto his work.

I communicated with St. James about our schedule for the rest of the year. Nothing will change prior to July 1. We will learn more then based on the COVID situation, what the state of IL will allow along with what the Joliet archdiocese will allow. I will keep you informed of future changes.

Now is a great time to start or continue to make toys for this years Christmas toy give-away. If you need any toy parts please contact me.

I also plan on collecting Beads of Courage boxes in June to deliver to Advocate Children's Hospital in Oak Lawn. Hopefully, we can again provide a number of boxes to children undergoing extensive medical and surgical procedures to help them through this process. Information about making the boxes can be found on page 5 at the following link: <http://www.beadsofcourage.org/wp-content/uploads/2020/08/2020-AAW-handout-guidelines.pdf>

Thanks for your continued support of the club. Please feel free to reach out to me or anyone else on the board about concerns, questions or suggestions you might have. This is your club and you make it what it is.

George Rodgers 708-623-9038
GLRodgers@comcast.net

DuPage Woodworkers Board Meeting (via Zoom)

April 5, 2021

George Rodgers opened the meeting at 7:00 p.m. Present were Jim Harvey, Bruce Kinney, Whit Anderson, Mike Perry, Mike Kalschuer, Lee Nye, Mark Wieting, Tony Evansky, Jeff Kramer, Tom Olson, Tim McAuley, and Jerry Johnson.

The minutes and treasurer's report were both approved.

Standing Committee Reports

Membership (**Mike Kalschuer**) – Members who have not paid the 2021 dues have been





removed from the roster per the By-Laws. The current membership is 189 which is a new high for the club after culling the roster for the new year.

Library (**Tom Olson**) -- Nothing to report.

Prizes (**Bruce Kinney**) -- Nothing to report.

Publicity (**Keith Rosche**) -- No report.

Toys (**George Rodgers**) -- Nothing to report.

Newsletter (**Jim Harvey**) -- Deadline for submissions to the newsletter is Friday evening is April 9.

From Our Workshop (**Lee Nye**) -- There will be a From Our Workshop at the April general meeting.

Activities (**Jeff Kramer**) -- Nothing to report.

Programs (**Mark Wieting and Jeff Kramer**) -- The April program will be on Finishing by professional Jim Heavey. Pyrography will be covered in May.

A/V (**Mike Perry**) -- Mike is preparing a wish list of items to make our A/V capability more professional and easier to deliver a high-quality product to our members.

Web (**Whit Anderson**) -- Two members have expressed a willingness to do shop tours. About 16 people participated in the April Sawdust in Your Coffee meeting. The next Sawdust meeting will be at 10:00

a.m. on Saturday, May 1. Sawdust in Your Coffee is now meeting the first Saturday of the month.

Old Business

-Non-Profit Status: Bill Hoffman left word that he expects to hear something from the IRS around April 18.

New Business

-Holiday Party: George will investigate the possibility of having our usual holiday party at the Reserve 22 facility at Village Links in Glen Ellyn. Can it be done within the COVID guidelines?

-Prizes at Zoom Meetings: A part of our in-person meetings that has not survived the pandemic is our prizes drawing. At a recent board of directors meeting, it was suggested that we offer a prize drawing for all those who are in attendance at no cost to the participants.

The board decided that at the April general meeting, all those who are online at the end of the presentation on finishing by Jim Heavey will be automatically entered into a random drawing for gift certificates to some of your favorite woodworkers' stores. This is expected to continue until we meet in-person again.

The meeting adjourned at 7:48 p.m.

Jerry Johnson
Secretary



Thanks to Alex Snodgrass and the DuPage Woodworkers for this tip

The best way to flock a small item (drawer) is to lose the glue. Flock will stick to paint just fine, and paint will help hide unflocked spots. Craft paint from Michaels 2 oz bottles, lotsa colors is cheap. Your wife might already have some in her Craftetoria)

- 1 Paint the inside of the item with acrylic paint that matches flock material and let it dry.
- 2 Put the flock in a large zip lock bag.
- 3 Give the item a second coat of paint, and while wet, put it in the bag.
- 4 Seal and shake.
- 5 Remove the project (over a garbage can).
- 6 Ask your wife to store the materials in her studio. Yes it will help if you're flocking something up for her.


A base and two coats of paint is thicker than glue would be. The extra texture makes a more luxurious feel. They like things that are plush.

And --- No Mess, No Clean Up

Rich Escallier



March Meeting Recap



Mike Perry

March's meeting on the 15th featured two DPWW members, **Mike Perry** and **Mark Wieting**. Mike has taken on a project making wooden signs, many of them, enough to research production methods. His presentation showed experiments with Rockler letter templates, then settling on making his own templates from hardboard. He selects a font in Microsoft Power Point, prints a full size example, traces and saws that into hardboard.

Mark has purchased a **Laser Pecker** engraving tool. This small device has a laser strong enough to burn an image into wood. Mark showed several videos of the machine in operation.



Mark Wieting

Membership News



A couple of new members have joined the Club since last month's newsletter.

Please welcome **Tim and Alexandra Hill** from Woodridge. They learned about the Club from a friend, and are interested in making pens, knives and tables.

Thank you to those members who have renewed their 2021 club membership by paying annual dues. These dues help the club to better plan for future programs and activities in 2021. If you aren't receiving club meeting invitations via email, your membership may have expired because the annual \$25 dues was not received or your name was inadvertently removed from the email list. Contact the Membership Chair if you want to continue receiving all the benefits as a member of DPWW club.

REMINDER: With the warmer weather seasons upon us, many unheated woodworking shops may see more activity with project finishing tasks. When purchasing those wood stains and finishes, keep those vendors in mind who offer discounts to Club members. Local **Rockler** and **Woodcraft** stores offer 10% discounts on many items. Show your valid DPWW member ID card at the checkout counter next time you stock up on project supplies at those vendors.

Mike Kalscheur
membership@dupagewoodworkers.org

Mentors List

Quite a few DPWW members have mentioned they would like to be able to contact someone in the club when they have a question about some aspect of woodworking. On-line videos and woodworking forums are great ways to learn, though sometimes having a knowledgeable person as a mentor works better.

If you cannot wait for a general meeting to ask a question about a problem in your shop, a club Mentor list is available for all members to refer. Many talented club members have already answered the call to share their expertise. As the Club motto says, "Learning by Sharing" is part of being a member.

The Mentor list is available on the club website under the "Members Only" link.

If you have a special woodworking-related skill or expertise, or maybe you've learned these skills the hard way and are willing to ease the path for beginning woodworkers, let me know if you would like to be added to the Mentor list.

Mike Kalscheur

Got a Question? (or an Answer?)

If you've got a woodworking question you want answered, try the DuPage Woodworkers' online forum - go to [<https://dupagewoodworkers.org/bbs/>] or access via "Members only" on the dupagewoodworkers.org home page. There are many topic areas where you can ask your question.

This past week there has been a discussion on **Osmo Polyx-Oil**.



Toys

New members might not be aware of the DPWWC November toy drive. Every year the club makes a variety of wooden toys for disadvantaged children. Many thousands have been donated over the years; browse our old December newsletters for statistics and photos. Our [website has a Toys tab](#) with information and plans for a number of simple designs drawn up by Toy Chairman Emeritus **Stan Anderson**.

Our 2021 Toy chairman is **George Rodgers**. The club purchases some of the more difficult toy parts such as wooden wheels and axles. Contact George at **708-623-9038** to obtain a supply. Also the club owns a scroll saw that can be borrowed by contacting **Wayne Maier** at **630-303-1341**. The government, in response to finding lead based paint on imported toys, has established regulations for finishes allowed on toys for young children. Please read [the finishing article](#) on the club website before painting toys to donate. Many members leave their donations unfinished.

Sawdust in Your Coffee

We've moved our meeting time to 10:00 am on the first Saturday of the month. This creates a little more separation from the general meeting. The next **Sawdust in Your Coffee** on-line meeting will be May 1 at 10:00 am.

Among other things on March 20, we discussed:

- Planer tables (to avoid snipe)
- How to figure spacing of uprights on a headboard
- Making a shelf with no visible supports
- SketchUp
- Sanding stairs
- Sanding in general

The meeting is informal. People bring questions, talk about answers, show projects they are working on, and just talk about woodworking. If you would like to join us, look for the usual Zoom invitation in your email.

Whit Anderson
web@dupagewoodworkers.org



Don't forget that one benefit of being a member of the DuPage Woodworkers is that we have tools you can borrow. Our Work Sharp has been upgraded with a knife and scissor sharpening attachment. Recently the club received a donation of a Performax 12" planer. It is now in the Borrow Tools inventory. The scroll saw, moisture meter, metal detector, Work Sharp, planer, and Drill Doctor are available to members by contacting **Wayne Maier** at **630-303-1341**.

Borrow Tools

DPWW April 19 General Meeting - Finishing

Presented by Jim Heavey

Jim Heavey, [a specialist in finishing](#) will be discussing various aspects of finishing; types of finish, when and how to apply them. He will also discuss fixes for common finishing issues as well.

Jim has over 50 years of experience as a woodworkers. He has been a contributing craftsman for [Wood Magazine](#) since 1996. Many of our members will recognize Jim from his tours with [The Woodworking Shows](#). He previously presented to DPWW in [June 2007](#), [November 2008](#), [August 2013](#) and [March 2014](#).

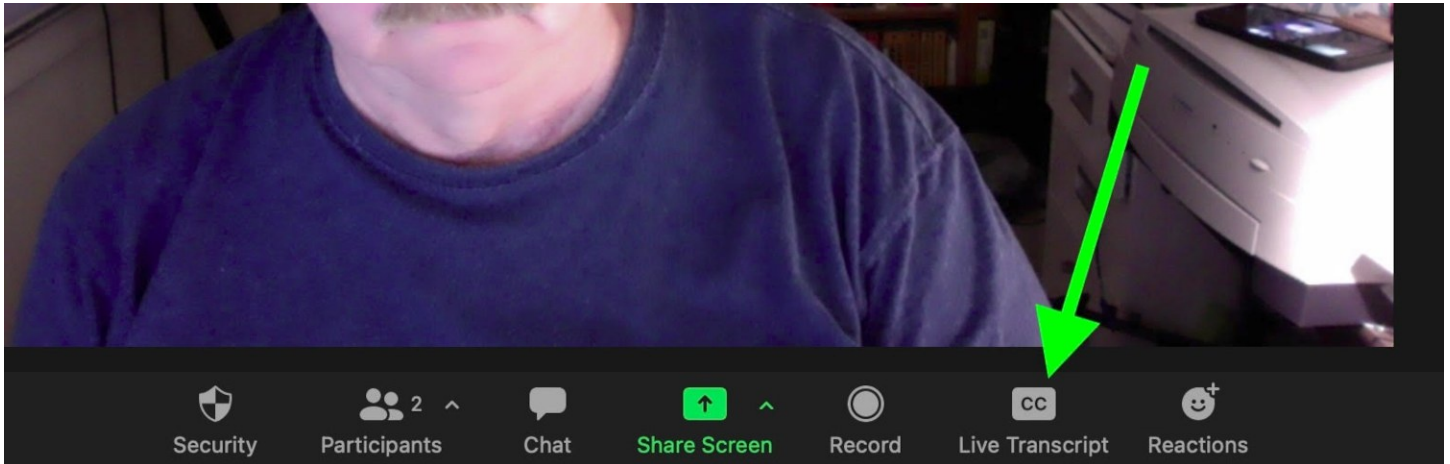
With years of interacting with audiences at [The Woodworking Shows](#) Jim is comfortable with audience interaction and is very open to questions from and discussion with our members.





Zoom Tip

You may have noticed that Zoom has recently been updated to include automatically created captions. If you have a hearing problem, or just have trouble hearing what is said on Zoom, this should help. The captions are not perfect. I will try to remember to turn them on at all our online meetings. If I don't have them on, send me a chat message and remind me.




You can turn the captions on and off. On my computer the setting looks like this:

In some places Zoom calls the feature Live Transcript, subtitles, and/or captions. On a smart phone the captions settings may be located in "More" or under an icon of a gear. You may need to update to the latest version of Zoom if you can't get the captions.

Whit Anderson


web@dupagewoodworkers.org

Internet Woodworking Link of the Month



"The Woodwright's Shop" On PBS

Roy Underhill's "Woodwright's Shop" is Mecca for period hand tool people. It ran for 37 years on PBS from 1981 to 2017 though season 37 consisted entirely of reruns. There were also two seasons produced at University of North Carolina prior to PBS picking up the show. WYCC used to air Woodwright's on Saturday, sadly both Woodwright's and WYCC are now gone. Seasons 26 (2006) through 37 can be streamed



free from the PBS web site. Popular Woodworking digitized all available earlier PBS shows and those can be viewed with a streaming subscription. Most shows prior to season 26 are available on DVD in your DPWWC library. I recommend Season 21. If you're looking for a specific show, email me **wb8nbs@prodigy.net**. I have an index to all the available episodes.

- <http://www.pbs.org/show/woodwrights-shop/>
- Popular Woodworking streaming site:
[http://videos.popularwoodworking.com/catalog?labels=\[%22The%20Woodwright%27s%20Shop%22\]](http://videos.popularwoodworking.com/catalog?labels=[%22The%20Woodwright%27s%20Shop%22)
- Wikipedia has a deeper article on the show.
http://en.wikipedia.org/wiki/The_Woodwright%27s_Shop
- Wikipedia also has a complete searchable episode list.
http://en.wikipedia.org/wiki/List_of_The_Woodwright%27s_Shop_episodes

Jim Harvey



From Our Workshop March-April 2021 - Click to Enlarge

These projects, projects in progress and many more can be seen on your [club's Gallery Web Page](#). These projects will be shown at the April meeting, and there will be a prize drawing.

While our Dupage Woodworker meetings are held via Zoom, you can submit photos of your current projects to **Mike Perry** and **Lee Nye** via [Google Forms](#) for inclusion in next month's newsletter and they will be featured in the online From Our Workshop.



**Bob Bakshis - Graduation
Plaque
Oak Plywood - Poly**



**Tim McAuley - Bookshelf
Walnut, Cherry - Poly**



**Al Cheeks - Keepsake Box
Ambrosia Maple, Walnut**



**George Rodgers - Serving Tray
Maple, Cherry - Epoxy, Poly**



**Lee Nye - Farm Style Table Top
QS White Oak - Arm-r-seal Poly**



**Peter D'Atto - Cutting Board
Curly Maple - Mineral Oil**



**John McCleary - Matching Tables
Cherry - Lacquer**



Mark Jundanian - Xenia - Maple, Mahogany - Hardwax Oil



John McCleary - Library Platter
Red Oak - Airbrushed Dye



John McCleary - Wall Cabinet
Maple - Shellac, Lacquer



Mike Kalscheur - BOC Box
Walnut - Watco Oil and Poly



Bill OMalley - Bandsaw Box
Wood - Spray Paint



John McCleary - MASW Project
Poplar - Lacquer



John McCleary - Library Platter
Red Oak - Airbrushed Dye



Peter D'Attomo - Pipe
Maple, Bubinga - Red Dye, Poly



Mike Kalscheur - Fruitwood Bowls
Pear, Apple - Maloof Poly/oil