



DUPAGE

WOODWORKERS

Learning by Sharing the Art of Woodworking



Calendar

DPWW Regular Meetings

Usually the Third Monday at [St. James in Glen Ellyn](#)

Will be in person and via Zoom until further notice

- **February 20, 2023**
- **March 20**

DPWW Board Meetings

Usually the First Monday
By Zoom until spring

- **March 6**
- **April 3**

Future Activities

- **February 18**
[Milwaukee Woodworkers Show](#)
- **March 4, 9:00 AM**
[Sawdust In Your Coffee](#)
- **April 1, 9:00 AM**
[Sawdust In Your Coffee](#)
- **March 18**
[Ressler Guitars](#)

Programs

- **February 20**
[Make a plate from a board](#)
Bruce Metzdorf



President's Message - February 2023

First of all I need to apologize for having to cancel last month's meeting at the last minute. In previous years I have been able to get the key on Martin Luther King Day for our meeting that evening. This year St. James is celebrating all Federal holidays. Since the office was closed I was unable to pick up the keys needed to access. I should have called to verify the office was

open since we have not met in person on MLK day since the pandemic.

That being said I did call the church regarding our upcoming meeting on President's Day, **Monday, February 20**. They will allow me to pick up the keys on the Friday prior to our meeting. So, we will be meeting on **Monday, February 20**. Our own member **Bruce Metzdorf** will be presenting on [how to make a plate from a board](#) using a lathe. I look forward to seeing this.

We will also be voting on minor changes made to our constitution at this meeting. You should have received an email from Mike Kalschauer detailing the changes and a draft copy of our new constitution.

I will be passing around a list to obtain cell phone numbers from members. This is to use in case of an emergency and needed to text people. For example, perhaps we have a snow storm or the church loses power. In addition to email, members can be notified via text. Our current roster does not designate if your contact phone is cellular or landline.

Our next toy workshop has been scheduled for Saturday, April 29 at the [Woodcraft Store in Woodridge](#). Please see the [article in the toys section](#) of this newsletter for more details.

I am excited about exploring a "Special Interest Group" for beginning woodworkers. At the February meeting we will ask for feedback from beginning woodworkers on thoughts as to how we can best help them pursue their interest in woodworking. We want to help mentor and accelerate growth in woodworking skills. We want your input!

It is not too soon to start making Beads of Courage boxes. We will be collecting them during the summer to give to Advocate Children's

Hospital in Oak Lawn. Here is the [website for guidelines with respect to making the boxes](#).

We will have our From Our Workshop segment of our meeting in February. Be sure to submit your project pictures at: [From My Workshop](#).

Again, novice/beginning woodworkers be sure to attend the February meeting to provide input on how we can best help you in your woodworking journey.

Finally, don't forget The Woodworking Shows are back up and running. The Milwaukee show (there won't be one in Chicago) is the weekend of Feb 17-19. Activity director **Jeff Kramer** has sent out notices. Just wanted to provide one more opportunity to see info about it. [The Woodworking Shows - Woodworking Events](#).

Thanks **George Rodgers 708-623-9038** GLRodgers@comcast.net



DuPage Woodworkers Board Meeting **February 6, 2023**

George Rodgers opened the meeting at 7:00 p.m. Present were Jim Harvey, Bruce Kinney, Jeff Kramer, Howard Peterson, David Wesolowicz, Bruce Metzdorf, Mike Kalscheur, Harry Trainor, Lee Nye, Tim McAuley, John Zurales and Mark Wieting (by phone).

President's Report:

George noted that our scheduled discussion on our insurance coverage would not be held because our speaker could not be with us. Later he reported on purchasing wood for the toys program and his difficulty in getting the wood back to his house.

Treasurer's Report:

David Wesolowicz reported our combined checking and PayPal accounts totaled approximately \$6,543 at the end of January. The spread sheet he had distributed prior to the meeting includes draft budget figures for each of the line items in Income and Expense.

Standing Committee Reports

Membership (*Mike Kalscheur*) – Mike reported that we have two new members for 210 total. About 85% have renewed for 2023. Those who have not paid by March 1 will be dropped from membership. He also reported that a new member, Craig Gaitan, has extensive experience with Survey Monkey and is willing to assist when we do future surveys.

Library (*Tim McAuley*) – Tim said he's working on the plans to expand our library unit and sought input on whether to make books or DVDs a priority for new purchases. The consensus of the board was to concentrate on books.

Prizes (*Bruce Kinney*) – Bruce reported that because there was no meeting in January, we "broke even." He will carry over the prizes for February. (It was noted that **Feb. 20** is Presidents Day, but the meeting will be held as scheduled.)

Publicity – No report.

Toys (*George Rodgers*) – George reported that the next

Toys Workshop will be **Saturday, Apr. 29** at Woodcraft in Woodridge. **Bruce Metzdorf** noted that some DPWW members might like to make toys that require a band saw or drill press but lack those tools. George volunteered to write a story for the newsletter explaining that we have these tools for use by members, and how to obtain them.

Newsletter (*Jim Harvey*) – Jim set the deadline for material submission as **Friday, February 10**.

From Our Workshop (*Lee Nye*) – Lee has prizes in hand for the next two meetings.

Activities/Programs (*Jeff Kramer*) – Jeff noted that the Milwaukee Woodworking show is **Feb. 18**; contact Jeff (**kramer123@hotmail.com**) if you would like to join other members at breakfast at the Mimosa Restaurant in Franklin, WI.

Saturday, Mar. 18 is a shop visit at Ressler Guitars (see www.resslerguitars.com for some amazing guitars) and Ressler Designed Stairs in Sandwich, IL.

The February program will be given by **Bruce Metzdorf**: "**A Bowl from a Board.**" **Mar. 20** will have **Tom Monahan** presenting on **General Finishes**.

A/V (*Howie Peterson*) – No activity.

Web (*Bill Hoffman*) – **John Zurales** said the registration for our website is due and he and **Bill Hoffman** are working on it. **Jim Harvey** noted he has a complete gallery of FOW projects presented at meetings going back to 2005 that might be valuable to members seeking ideas for their own projects. It could be posted on the website, although he warned it is a very large file that might need to be broken into pieces, perhaps five-year chunks.

Old Business:

Non-Profit Status: George reported the State of Illinois has denied our request to register as a not-for-profit organization (even though the IRS has done so). The only consequence is that we will still be required to pay Illinois sales tax on purchases, such as wheels, axles and wood for doll beds. We will add a notation of our IRS 501(c)(3) status on our website, and **John Zurales** is working on the wording.

George has found a good use for the donations of the Sandwich Fair building models donated by **Ron**



Milford: To be auctioned off this summer as a fund raiser for the Fair.

Zoo Burr Oak: George has had discussions with the Lincoln Park Zoo arborist regarding the very old burr oak tree to be taken down but the 2+ year period for any wood to dry before making items out of it seemed too long for the arborist, who might search for kilns to dry it. George offered her some names but we don't want to take on that challenge.

Constitution and By-Laws review: The board had reviewed Draft 7 of the Constitution. It needs to be voted on by the members, and the board agreed to send all members a copy of the document **Mark Wieting** had prepared that outlines the changes. This will be sent prior to the February meeting, at which discussion and the vote will be held.

New Business:

The discussion of our insurance coverage will be held at the March board meeting.

It has been suggested that we highlight our not-for-profit status on our website and that donations to DPWW are tax-deductible. John and Bill will work on the best ways to highlight our status.

Given the last-minute cancellation of the January meeting, there was a suggestion of creating a list of members' cell phones for text notification if a similar situation occurred in the future. George will attempt to get a sense of those attending the February meeting as to whether they think such a list is a good idea.

The Secretary position on the board is currently vacant so George has reviewed the member roster to identify people who might do a good job and could be approached about taking on the office. If anyone reading these minutes would like to volunteer, please contact **George or Mike Kalscheur**.

The meeting was adjourned at 8:05 pm.

Mark Wieting



Membership News

Two (2) new members have joined within the past month. DPWW now has 209 total members.

Please welcome **Peter Mrakovich** from Lombard. Peter was inspired to join after reading a recent DPWW

toys article published in the Lombardian newspaper. His past woodworking experiences are building small boxes, musical instruments and shelving.

Also please welcome **Anthony Claus** from Downers Grove. Anthony learned about DPWW from a friend and his woodworking interests are building furniture and toys.

Secretary and Publicity Chair position vacancies on the DPWW Board

The DPWW Board is still looking for a couple active members to fill the 2 vacant positions. The Secretary is responsible for non-financial records of the organization. This position involves attending the monthly Board meetings to record meeting notes. Other duties of the Secretary are listed in the DPWW Bylaws document.

The Publicity Chair will assist in recruiting new members and sharing the recent DPWW activities news with the public through the local media and other outlets. The annual Toys collection and distribution is one example of those activities. Maintaining a list of local media contacts and representing DPWW in a positive light to the public is the goal.

DPWW Constitution Revision Vote

A revised version of the DPWW Constitution document requires your vote of approval during the upcoming February 20th meeting. Members should have received an email prior to this meeting which included document versions showing the recent text changes and the proposed revised copy. If you cannot attend this meeting either in person or virtually on Zoom, a signed proxy vote via email or paper copy is also accepted before the meeting.

2023 Membership Dues Final Reminder

DPWW annual membership dues (\$25) for the 2023 year are now considered overdue. If you're not certain whether you've already paid dues for 2023, please contact me first. Follow one of the payment options directions on this web page. <https://>



dupagewoodworkers.org/membership/renew/renew.php

All members should have already received their 2023 Membership ID card in the mail last October, though annual membership dues are still required to help pay for DPWW operational expenses. Members who have

not renewed for the 2023 year by **March 1st** will be removed from the roster. If you don't plan to renew your membership for 2023, DPWW is always looking for feedback on how we can improve.

Mike Kalscheur -
membership@dupagewoodworkers.org

Sawdust in Your Coffee

Sawdust in Your Coffee is our Zoom-based monthly informal discussion of wood related subjects. There were 17 participants at the February 4th Sawdust meeting including one guest. Topics discussed included:

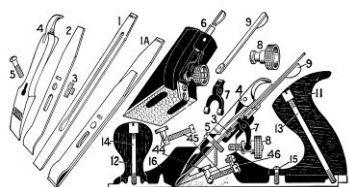
- Beads of Courage boxes, sizes, turned or built
- Cold weather in shop, storing CA and PVA glues
- Garage heaters- gas, electric, proper venting.
- Red Oak dresser for grandson
- Silverware wedding gift for family member.
- Wooden cross country skies, bending methods.
- Multi-sided compound boxes production status.
- Wooden bows
- Wooden flute fabrication.

There will be another Sawdust in Your Coffee meeting at 9:00 on Saturday, March 4. Bring your questions, your progress, and/or your coffee. Expect the usual EMail ZOOM invitation. — **Ron Colliander**

Internet Woodworking Tips of the Month

Lost Art Press is offering a [free download of a 144 page 1914 Stanley Catalog](#) reprint.

Page 67 lists a number 1 plane for \$1.50. It



would sell for 1000 times that today. Many interesting drawings.

Woodworkers Guild offers a [Guide to Picking the Right Wood Joint](#).

"There are various woodworking joints in use. Some are stronger than others. Let's discuss the more popular joints, so you know which to use for your projects."



John Wilson, the [Shaker Box king](#), passed away on Friday, Jan 27. He was 83. He probably conducted thousands of those workshops around the country. DuPage WW members may recall his Shaker Box workshop in May 2013, where the participants made five nice shaker boxes. I learned the salt shaker trick from John that uses a sprinkle of salt to reduce glue up squirm. We had so much fun that we had John back for a shoulder plane making workshop in January, 2014 at the Woodcraft store in Woodridge. He even showed us how to heat treat the plane blades which we made in the workshop.

— **Lee Nye**



See newsletters [June 2013](#), and [February 2014](#)



Upcoming DPWW Activities - Mark Your Calendar



DPWW Trip to [The Woodworking Show – Milwaukee](#), on Saturday, **February 18, 2023**.

Please [use this link to sign up](#) for this event and breakfast

[Milwaukee Woodworkers Show](#)

(The show runs from February 17 to 19)

Information and tickets are available at [The Woodworking Show - Milwaukee](#).

Tickets are \$14.00 per person – \$12:00 if you purchase your tickets online. Your tickets are good for the entire run of the show.

DuPage Woodworkers will be meeting at the [Mimosa Restaurant](#) (reservation under Kramer) at 8:45/9:00 AM prior to going to the Milwaukee Woodworkers show which opens at 10:00 AM. (NOTE: the restaurant is about 4 miles from the Milwaukee Sports Complex.)


Further Information is Available [on the DPWW website \(Click on the date for this event\)](#)

Questions? Contact **Jeff Kramer** at kramer123@hotmail.com.

March 18, 2023. Visit [Ressler Guitars, Custom Stairs & Staircases Chicago | Designed Stairs](#). *John Ressler* makes guitars and owns both shops. He has invited DPWW to tour both places.



Get Your Picture Taken



Our plan to take pictures for the DuPage Woodworkers photo roster at the January meeting fell through due to the cancellation of the meeting. We are going to try again at the February meeting.

The photo roster is available in the [member's section of the website](#) (password protected, if you don't have the password, ask at the meeting). It has pictures of members along with some contact information. If you have a member's name you can find their picture. And of course, if you remember a face but don't know their name, you can scroll through until you find the person you are looking for.

If you are already in the photo roster you don't need to get a new photo. If you are new, if you don't like your old picture, if you've grown a magnificent

beard, or if you've been steadily growing more handsome, you can get a new picture taken.

I'll be at the back of the meeting hall during the February meeting, ready to take your picture.

— **Whit Anderson**



DUPAGE
WOODWORKERS
Learning by Sharing the Art of Woodworking

2022 Membership Photo Roster

June 2022



Toy Makers Workshop

DPWW and [Woodcraft \(75th St. and Woodward Ave. in Woodridge\)](#) will be hosting a toy making workshop on **Saturday, April 29** from 9am to 3pm. We are hoping to have people contribute some of their time to helping bandsaw, drill, route, sand and assemble toys for our 2023 Toys for Tots Christmas give-a-way program. The plan is to have people come for the morning (9am to noon) and/or afternoon (noon to 3pm) session. If you can't contribute 3 hours even just an hour or two will help. We will be making toy doll beds and vehicles.

For those unable to make the workshop but still wanting to contribute toys we have wheels and axles. We will have these available to pick up at the February DPWW general meeting. We also have [patterns and directions](#) for making toys which are available at each general meeting. If you only have some equipment such as just a drill press, etc. we can always use help completing part of the project or help with assembly. Pick what you feel comfortable doing. Any help is appreciated.

For those without equipment at home to make toys remember that the club has a drill press and scroll saw to borrow. Contact me if you want to borrow one of these tools.

Bruce Metzdorf has many cars cut out on a bandsaw that still need holes drilled for axles, sanding, routing, and assembly. Feel free to take home some to complete on your own.

Last year we made 2800 toys! Let's keep it up!

— **George Rodgers 708-623-9038** GLRodgers@comcast.net

Logo Clothing



Welcome to 2023 from the DPWW Apparel Dept and to the programs and events this year. I have a new order of hats, and was able co-ordinate with another member to get a few shirts prior to the Holidays. Beyond what I now have requires an order of 6 shirts to place the order. Get a shirt while they are available. Has a fellow member done something great for you, and you are thinking of a special gift, get them a DPWW shirt or hat.

Look Sharp, **Carl Shaffer 630-251-3106**, harleypop99@att.net

~~January~~ February Door Prizes

As the Pandemic has resulted in fewer members attending live, there are fewer dollars going into the Door Prize pot. To lessen the impact that has on the organizations budget we have made the following modifications to the past rules:

- Lowered the monthly Door Prize budget from the previous \$200 to \$150.
- Reduced the number of prizes for each meeting from 3 prizes to 2 prizes. The quality of the prizes and the price of tickets will not change. Tickets are \$2 for 1, \$5 for 3, \$10 for 7, \$15 for 11, \$20 for 15.



It is the hope of the Prize Committee that you will continue to support the Door Prize program.

Door Prizes offered at the ~~January~~ February meeting are:


- 1 – **Milwaukee 12V Drill/Driver + Impact Driver Kit.**
- 2 – **2 Sets of 3/8" Socket Wrenches (1 Metric and 1 SAE)**



Book Report

The Wood Sanding Book

In my attempts on woodworking projects over the years, I have not relished the inevitable step of sanding the final pieces prior to assembly or applying the finish. (I have gotten pretty good at cleaning up my brushes after varnishing or painting though.)



This 1997 publication from Tauton Press on Wood Sanding by Sandor Nagyszalanczy seemed to be a good choice to pick up ideas to hone my skills and make it a more enjoyable process.

The book is composed of 8 chapters covering abrasives, sanding to a great finish as well as

tips and methods for using both handheld and freestanding tools. There is a good section on personal protection against dust as well as dust collection devices. There were examples for making a dust collection table and air filter system. Very useful and something within my ability to make.

A discussion of methods to turn a portable belt sander into a stationary type one was helpful. I can now use my portable one in a different application and increase my capabilities.

I didn't read this book from start to finish. After the first few chapters on sanding materials and application, I skipped around to different chapters on tools and methods. This worked best for me and I didn't feel that it caused any disruption to the flow of the book.

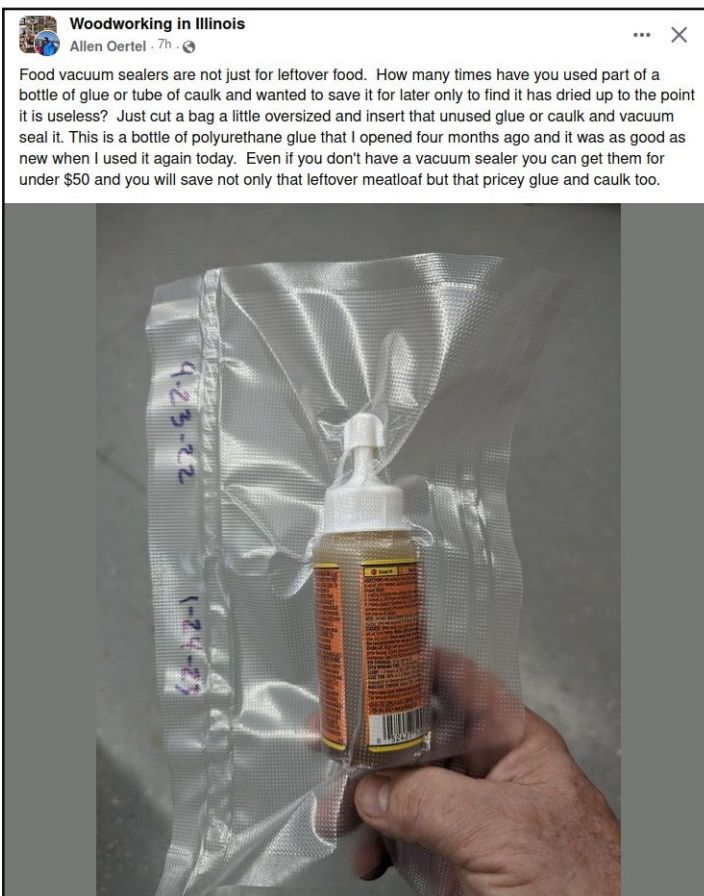
Overall, it is a great learning and reference guide for me that will help me on current and future projects.

Check it out in Section Yellow 8 in our library. Remember you can view the contents of our DPWW library at <https://dpww.libib.com>. If you don't have a ID and password, inquire at one of our monthly meetings.

Tom Kubica

Stolen From Facebook Department

My shop is in the unheated garage so every December I mothball glue and anything else that might not tolerate freezing, bring it into the house. Come spring the glue is usually unpourable. This is a good idea, I recently picked up a Rival Seal-A-Meal at Goodwill. I will report my successes —**Jim Harvey**



January-February Meeting

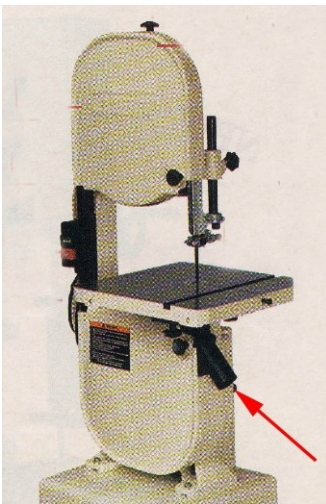
This month DPWW member **Bruce Metzdorf** will talk about his method of making a plate from an inch thick board.





Managing sawdust is always high on the list of topics suggested in DPWW member surveys. This article originally appeared in the [June 2015 Fox Valley Woodworkers Newsletter](#) and is reprinted with permission of its author, *Lee Nye*. Send **your** dust collection suggestions to newsletter@dupagewoodworkers.org.

Improved Bandsaw Dust Collection




While bandsaws may not be the most prolific producer of dust in your shop, they do generate enough to be a health hazard and a nuisance. Most bandsaw dust tends to collect under the table on the lower guides and inside the lower wheel guard covers. For the older bandsaws, the dust ports, if equipped at all, are wimpy and wholly inadequate. My older Jet and Delta 14 inch bandsaws came with 1 inch ports for a shop vac. This photo is a newer Jet with a 2 inch port - still insufficient in my opinion. In my quest for improvement, I did cut a large hole in the lower wheel cover of my Jet bandsaw and attached a 4 inch port to the cover (similar to the photo right). This was better but I still found a lot of dust



collecting on the lower guides and even in the lower wheel area.

Some newer model bandsaws are equipped with 4 inch dust ports, but the location and restricted air flow make them less than ideal in my opinion. Clearly the restriction is meant to prevent someone



from poking fingers into the saw for safety. This setup is not good for air flow and some of us would remove the restriction to fix that problem. Even so, I do not expect this rear port would be any more effective than


my front cover port was.

What I do think works better is a large 4 inch port located under the table and in front of the lower guide area. (Yes, the guide bearings are out of adjustment because the blade tension has been released. You mean you don't do that every time??)

The cutout on the lower cover is where the original wimpy port was located. Generally, in the right area, but too small and too low to be really effective.

My solution to the problem is a modified 4 inch dust hood, with a strap hinge on the lower edge. This allows the port to be swung down out of the way to tilt the table and change blades. The clear extension is a quick connect to my dust collector hose. I use a spring to hold the port in place on my Jet bandsaw, but a similar port on my Delta bandsaw just happened to snap in place to a rib on the table.

Using a 4 inch port and connection to a





dust collector vs the shop vac port provides vastly more air flow and covers the whole lower guide and upper wheel cover area well. I rarely tilt my table, so the dust port is not a problem to me. If tilt is needed, I would just swing the port down and live with the dust for a while. I have found this setup to work very well in minimizing dust.



My dust port is a modified 4 inch dust hood purchased from Woodcraft.

The photo here shows the hood after I cut it to fit my Jet bandsaw. You may be able to improve on the shape with a bit



more patience. I used some poster board to test the fit before cutting the dust hood. You can see the strap hinge on the top left photo—you will need to drill and tap for screws to mount the hinge to the bandsaw.

This photo shows the dust hood on my Delta bandsaw - a little different profile than the Jet. Your results may differ for your brand of bandsaw and I would definitely use some cardboard for trial fitting.



One last thought. Use a throat plate with a larger blade opening and maybe some additional holes to maximize suction of dust from the table top. If you are having tearout issues, then substitute a zero-clearance plate.

Lee Nye roadbiker123@gmail.com

Three photos submitted by Rick Ogren. Rick has also implemented a creative dust collection solution on his Delta bandsaw.



And this effort on an older Delta seen recently on Facebook





From Our Workshop January 2022 - Click to Enlarge

These projects, projects in progress and many more can be seen on your [DPWW Gallery Web Page](#). These projects were submitted prior to our **unfortunately cancelled January meeting**.

With our meetings held via Zoom and in-person, if possible, still submit photos of your current projects to **Mike Perry** and **Lee Nye** [via Google Forms](#) for inclusion in next month's newsletter. Submitted projects will also be featured during the next in-person and Zoom monthly meeting "From Our Workshop".



Mike Kalscheur - BOC Box
Walnut & Hawthorn - Oil,
Urethane




Mike Kalscheur - BOC Box
Sycamore & Spalted Maple - Oil/
Poly/Wax



Lee Nye - Wobble Bowl
Cherry - RattleCan Poly



Don Pellegrini - Rocking Chair
Red Oak, Alder - Stain, Satin, Wax



Jon Stehlik - Stair Treads
Red Oak - BLO & Shellac



George Rodgers - Charcuterie Boards
Live Edge Walnut - Mineral Oil

Borrow Tools



One benefit of being a member of the DuPage Woodworkers is that we have tools you can borrow. Our Work Sharp has been upgraded

with a knife and scissor sharpening attachment. Also DPWW now has a Performax 12" planer. It is in the Borrow Tools inventory. The scroll saw, moisture meter, metal detector, Work Sharp, planer, and Drill Doctor are available to members by contacting:

Wayne Maier at 630-303-1341.



George Rodgers - Name Train
Pine & Plywood - Paint & Waterlox



Ron Colliander - Foyer Bench
Walnut, Elder - Rubo Monocoat



Mark Wieting - Growth Charts
Pine - Paint



Emilian Geczi - Entryway Table
Red Oak - Shellac



Paul Pycik - Turned Stoppers
Various - Deft & Wax



Rick Ogren - Wooden Bowl
Box Elder - Tried & True



Howard Peterson - Cutting Board
Maple - Boos Block Mystery Oil



George Rodgers - Cutting Board
Maple, Walnut - Mineral Oil and Beeswax



Paul Pycik - Turned Trees
Various - Deft & Wax



Bruce Metzdorf - Childs Chair
Birch Ply & Maple - Water Poly



Jon Stehlik - Spice Rack
Red Oak - BLO & Shellac



Jim Simnick - Queen Sized Bed
Red Oak - Stain, Poly



Ron Milford
Bottle
Opener

Red Heart,
Walnut,
Cocobolo
Gloss Poly



Mark Wieting - Tissue Box Cover
Cherry - Stain, Wipeon Poly



Bruce Metzdorf - Activity Table
Melamine, Maple, Poplar - Paint

About From Our Workshop

FOW is an important part of our DPWW meetings and we love to see what other members have made and hear about details of their work. Even though our meetings are both in-person at St. James, and broadcast via Zoom, please continue to send project photos.

The DPWW board asks that FOW photos be submitted online, even if you plan to bring your project to the in person meeting. You can find [the online form](#) under the [members only tab](#) on our web site. The Google form asks for your name and for project info like in the above pictures, then allows for uploading up to three image files. Photos on screen at the meeting and on Zoom give everyone a better view of projects that our video cameras can see. Whether in-person or on Zoom, you can speak about your project when called upon.

Please continue to bring your projects to the in-person meetings so we can see them before the meeting and during breaks. There will be a drawing at the February meeting for FOW prizes to those who attend in-person. If you need assistance submitting project photos, contact:

— **Lee Nye** woodworkerlee828@gmail.com.