



Calendar

DPWW Regular Meetings

Usually the Third Monday at [St. James in Glen Ellyn](#)

Will be in person and via Zoom until further notice

- **May 15**
- **June 19**
- **July 17**

DPWW Board Meetings

Usually the First Monday
By Zoom

- **June 5**
- **July 3**

Future Activities

- **May 20, 10:00 AM**
[Dugan Wood Products](#)
- **June 3, 9:00 AM**
[Sawdust In Your Coffee](#) Zoom
- **July 8, 9:00 AM**
[Sawdust In Your Coffee](#) Zoom

Programs

- **May 15**
[Norton Abrasives](#)

President's Message - May 2023



I want to thank **Jeff Kramer** for putting together a very interesting and informative program at our [April meeting](#); tips and tricks from our own members. I received a lot of positive comments on this type of meeting. We hope to repeat it in June.

Our [May general meeting](#) will be a presentation on sanding by a representative from **Norton Abrasives**.

Although not everyone's favorite aspect of woodworking it is critical to the overall final appearance of your work piece. Come and learn more about how best to implement this important step.

I want to thank the 21 people in attendance at our toy making workshop held Saturday, April 29 at the [Woodcraft in Woodridge](#). Please see more about this workshop in the [toys section](#) of this newsletter.

Jeff Kramer has arranged for us to [visit Dugan Wood Products](#) in Leland, IL on Saturday, May 20. They do custom sawmill operations including kiln drying wood. They also are known for custom stair building. They do not have a good web presence but I did find this website link: [Dugan Wood Products, Inc. & Sawmill -- Timber & Wood Products Manufacturers & Suppliers](#).

It is not too soon to start making [Beads of Courage](#) boxes. We will be collecting them this summer to give to Advocate Children's Hospital in Oak Lawn. [Here is the website with guidelines](#) for making the boxes.

We will have a [From Our Workshop](#) segment of our meeting in May. Be sure to submit your pictures via our [From My Workshop Google Form](#).

Finally, **Mark Wieting** has graciously agreed to compile a list of members and their best contact information (most likely cell phone number). This list will only be used for emergencies such as last minute cancellation of our meeting or such. With a cell phone number we will be able to text you with any last minute changes. Please send this information to Mark at mark.wieting@gmail.com

Hope to see you at our May meeting!

George Rodgers 708-623-9038 GLRodgers@comcast.net

DuPage Woodworkers Board Meeting

May 1, 2023



George Rodgers opened the meeting at 7:00 p.m. Present were Bruce Kinney, Howard Peterson, Bruce Metzdorf, Dave Wesolowicz, Harry Trainor, Jim Harvey, George Rodgers, Mark Wieting, Lee Nye, Mike Kalscheur, Bill Hoffman, Steve Young, Joe Berkemeyer

Steve Young was introduced as the new Secretary and members then went around the table introducing themselves for Steve's benefit.



The current meeting's agenda had been received by the members and prior meeting minutes were approved by those present.

President's Report: *George Rodgers* reported that the budget of \$1500 for the toy program has been exhausted. Wood has increased in price. The President also reported that an Oak tree was coming down if anyone was interested. Some suspect the tree is up to 200 years old.

Treasurer's Report: *Dave Wesolowicz* reported a bank balance of approximately \$5,543. While the organization is not in financial trouble, the needle is moving in the wrong direction. It suggested that the annual dues be increased from \$25 to \$30. There has never been an increase in dues since the organization was formed in 1994. A brief discussion followed with the Board approving the increase to \$30 effective October 1, 2023.

Standing Committee Reports

Membership (*Mike Kalscheur*) – The membership increased by two over the last month bring our total to 198. One new member is from Iowa and found us via our website.

Library (*Tim McAuley*) – No report.

Prizes (*Bruce Kinney*) – Prizes for the May meeting will include a plunge router and a set of donated bits. Active attendance at the general meetings seems up. The raffle is on track to equal pre-pandemic levels.

Publicity – No report.

Toys (*George Rodgers*) – On Saturday, April 29, members donated time to construct toys for our annual program. 100 doll beds and approximately 600 toy cars were assembled. This was done at the [Woodcraft store in Woodridge](#). There was a slight bottleneck with the sander availability.

Newsletter (*Jim Harvey*) – The newsletter is working on a couple of articles for the next issue. One of the articles is on joinery. There was some discussion on

adding a "Toy of the Month" feature. Additional [newsletter contributions are welcome](#).

From Our Workshop (*Lee Nye*) – Lee has three Wixey digital angle gauges for May FOW prizes.

Activities/Programs (*Jeff Kramer*) – An activity to [visit Dugan's Wood Products](#) is planned for May. Dugan's is about an hour drive. Additionally, the next members meeting will feature a [presentation on Norton Abrasives](#).

A/V (*Howie Peterson*) – We are working on setting up an AV group.

Web (*Bill Hoffman*) – The classifieds on the website have become busy. A renewal of the club's webhosting service was made for 1 year. We are looking to migrate the web to WordPress. This will be much easier and less time consuming. A general discussion began about the website design and possible changes. Several possibilities will be explored.

The possibility of placing workshop content from April's meeting on the web had been requested by a member. A discussion ensued about copyright law and waiver/releases. More research needs to be done to avoid any issues with materials being posted.

Old Business:

Adding non-profit info to the website – Still in progress

Member cell phone contact list in case of cancelled meetings – *Mark Wieting* needs help converting his spreadsheet.

Liability insurance (GR reporting) – Waiting on documents from our agent.

New Business:


A suggestion was made to move our Board meetings back to Zoom. It was agreed that the next Board meeting will be a Zoom meeting.

At approximately 8:00pm the meeting was adjourned.

– *Steve Young*



Confucius Say:
"He who dies with most tools, wins."





May 15 DPWW Meeting

Norton Abrasives



The May 15 meeting will be at 7:00 PM at [St. James Catholic Church in Glen Ellyn](#). Please park in the South lot adjacent to Fawell Boulevard.

Justin Joerger, Sales Supervisor - DIY/Retail - Midwest Region, for Norton|Saint-Gobain Abrasives will give a presentation about Norton abrasives and cutting wheels.

He has provided the following two links for your information: (and make sure to scroll all the way down to see a lot of resources/flyers):



[Home Improvement site](#) and also [Norton catalog](#) (scroll down a little).

Thanks, **Jeff Kramer (630) 926-3784**

April Meeting Recap

Our April meeting featured you, the members. **Jeff Kramer** asked for anyone who had a woodworking tip or technique to present at the meeting. The following people responded:

- **Jeff Kramer** - Dust Collector Using PVC Pipe
- **Lee Nye** - Table Saw Miter Sled
- **Ron Colliander** - Toy Cars Tips and Tricks
- **Jim Simnick** - 3-D Cutting Board
- **Jim Harvey** - 5 Tips
- **John Martin** - A Look at SketchUp
- **Bill Hoffman** - Harvesting, Milling, and Using Urban Lumber and Another Way to Make Half-Blind Dovetails
- **Chad Montgomery** - \$20 Dollar Workbench

for Hand Tool Woodworking

- **Don Carkhuff** - Routing Mortise Jig
- **Tony Leto** - Jig for making pens



Membership News



Two new members have joined DPWW within the past month, pushing the total membership to 198.

Please welcome **Gregg Kloberdanz** from Glen Ellyn. Gregg found the DPWW website

and joined after attending the April meeting. He recently moved from Iowa and has started planning his new shop in Glen Ellyn.

Also please welcome **Adam Tornheim** from Chicago. Adam learned about DPWW from the website and is interested in building furniture and guitars.

Membership Involvement

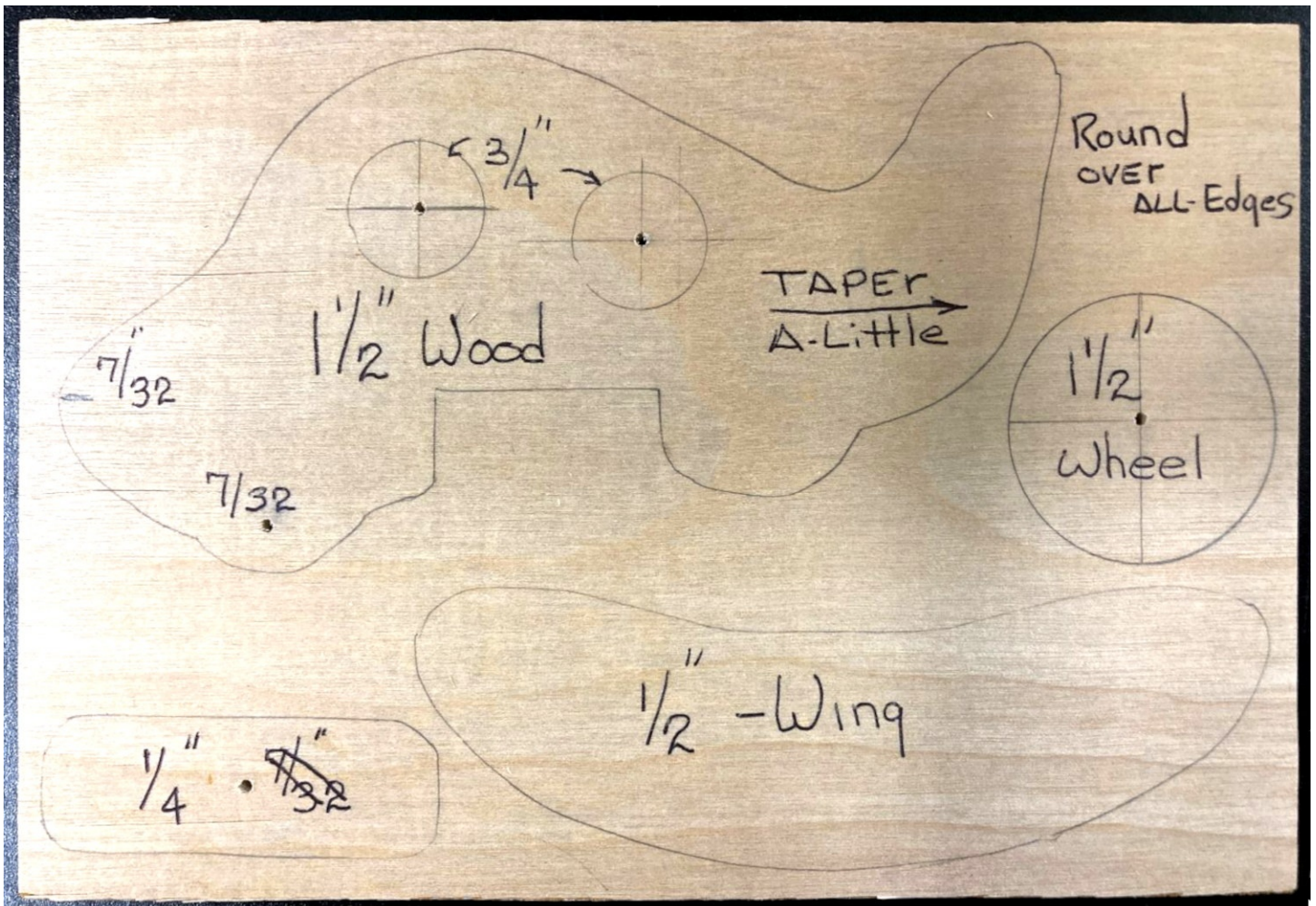
The April meeting program showed a number of members presenting various woodworking methods that helped them produce better results in their shop. This membership involvement is a big reason why DPWW seems to attract new members. If you have a specific woodworking skill that might help other members become better woodworkers, no need to wait for another show & tell meeting. A group activity with interested members, or participation in a future meeting program could be planned with your input. Please contact one of our Programs & Activities Committee Board members if you would like to become more involved with DPWW and share your woodworking knowledge or experience.

Mike Kalscheur -
membership@dupagewoodworkers.org



Toy of the Month

Your newsletter is inaugurating a new (actually very old) feature. This pattern contributed by **George Rodgers**, should print full size with the wheel measuring about an inch and a half. There are many other plans available on the [DPWW web site](http://www.dupagewoodworkers.org). Do you have simple designs you can share with our members? Send to newsletter@dupagewoodworkers.org.





Upcoming DPWW Activity - Mark Your Calendar Dugan Wood Products 10:00 AM Saturday, May 20

Dave Dugan will provide a tour of his facilities which includes a sawmill. He will show different types of boards and different types of trees and their uses. Please bring protective eyewear and ear protection.

Dugan's location is **2284 North 45th Road Leland, IL 60531**. Please sign up [for this activity on our Google Form](#).



Logo Clothing

Welcome to 2023 from the DPWW Apparel Dept and to the programs and events this year. I have a new order of hats, and was able co-ordinate with another member to get a few shirts prior to the Holidays. Beyond what I now have requires an order of 6 shirts to place the order. Get a shirt while they are available. Has a fellow member done something great for you, and you are thinking of a special gift, get them a DPWW shirt or hat.

Look Sharp, **Carl Shaffer 630-251-3106, harleypop99@att.net**

Authors Wanted

If you're reading this, it's safe to assume you enjoy woodworking. And talking about woodworking. How about writing about woodworking? We would love to feature member submitted articles in the DPWW monthly newsletter. If there is some corner of our hobby that you feel confident in, let your editor know and we can work up an article. Writing talent not necessary. Spelling talent not necessary. We have editors.

Your skills and knowledge could be turned into a newsletter article, a meeting program, or both. Book reports are also welcome. If you have enjoyed something from the DPWW library, write down what you liked about it and send it in.

Jim Harvey - Newsletter Editor email to newsletter@dupagewoodworkers.org



April Door Prize Winners

Bob Bakshis and John Lazarz

May Door Prizes

Door prizes this month will be:

- MCLS Rocky 30 Trim Router with Plunge Accessory.
- Ryobi 40 pc Router Bit Set with Wall Mount Case.



Tickets are \$2 for 1, \$5 for 3, \$10 for 7, \$15 for 11, \$20 for 15.

— **Bruce Kinney**




Table Saw Safety with the GRR-Ripper

This article was contributed by Lee Nye, from the Fox Valley Newsletter, March 2018

If you have some extra cash, I recommend purchasing at least one GRR-Ripper. This product not only improves safety in feeding material on your table saw, router table, and bandsaw, I think it improves the quality of the machining as well.

I purchased a pair of grippers a few years ago after experiencing an injury using my table saw. No, I did not contact the blade. I was using a push block that supported the material being fed between the blade and the fence. All seemed very cautious and safe, but it wasn't. The loose cutoff jiggled into the backside of the blade and the piece came rocketing back at me. My left hand was held safely (I thought) away from the material and blade, but the flying cutoff took off most of the nail of my forefinger and resulted in a visit to the emergency room and some stitches. I had seen the GRR-Ripper demonstrated at the Woodworking Shows, but considered it a nuisance to set up and a bit pricey. After the emergency room visit and medical bill, I went to Woodcraft and bought two. The immediate benefit was support and control of both sides of the material feeding through the cut. If I had used the GRR-Ripper, I would have avoided my injury. What I didn't expect was how versatile it is and how much it improved my work.

Here are some GRR-Ripper setups:



Above shows the setup for a standard rip cut of about 1 inch wide. The GRR-Ripper legs (yellow) straddle

the saw blade and the side bracket and bottom plate (black) level the GRR-Ripper and keep the material against the fence for the cut. The bottom plate has a little hook that helps pull the material through the cut.



Photo left shows two GRR-Rippers used in a hand over hand feed for longer stock.

The standard legs can be adjusted to enable a fairly narrow rip cut of around 1/2 inch or so. There is an optional accessory leg that enables rip cuts as thin as 1/8 inch. It is the green leg on the right side of the GRR-ripper (below left).

The wide black leg (with the green knob) should have been moved further right over the stock for better feed and control. The two right legs straddle the blade enabling this very thin cut with control and precision. By the way, the handle is easily moved so that the downward force is directly over the cut area.



Using the GRR-ripper on the table saw keeps my hands out of harm's way and helps me feed the material steadily through the blade with minimal burning and no worries about kick back.



The GRR-ripper is great for the router table as well (right). It keeps the material tight against the table top and the fence so that profile cuts are clean and uniform.

If you want to see the GRR-ripper in action, just google GRR-Ripper and you will find dozens of YouTube videos of all kinds of applications. You will find some ideas for shop made grippers there too. There is an [introductory video on the product](#) on YouTube.

Be safe.

— *Lee Nye*

Activity Recap: April Toy Workshop

The DPWW toy committee held a toy making workshop on Saturday, April 29 at the [Woodcraft Store in Woodridge](#). We sawed, sanded, routed and assembled 100 doll beds. We also drilled, sanded, routed and glued wheels and axles to 600 vehicles. Thanks to the 21 members that participated on Saturday. Special thanks to **Rick Ogren, Ron Colliander and Bruce Metzdorf** for helping prepare the vehicle pieces to various stages of completion for use at the workshop. **Walt Schmidt** helped set up the night before. Extra thanks to **Mark Wieting, Jim Harvey, Bruce Metzdorf, Bruce Kinney and Ron Colliander** for providing some of their equipment to use. It would not have been a successful workshop without everyone's commitment. We can feel proud about the toys we will be able to provide to underprivileged children this Holiday season. Please remember we will be collecting toys at the November general meeting on **Monday, November 20**. They will be distributed that evening to organizations that provide them to needy children.

Thanks again to all those that helped. — **George Rodgers**





Internet Links of the Month

A somewhat rambling introduction to Block Planes (start at 2:28)

<https://www.youtube.com/watch?v=tYPly-Z9Pv8>

Same guy on Card Scrapers

<https://www.youtube.com/watch?v=XlikNJPCoEA>

Drill? That's not a Drill. This is a Drill.

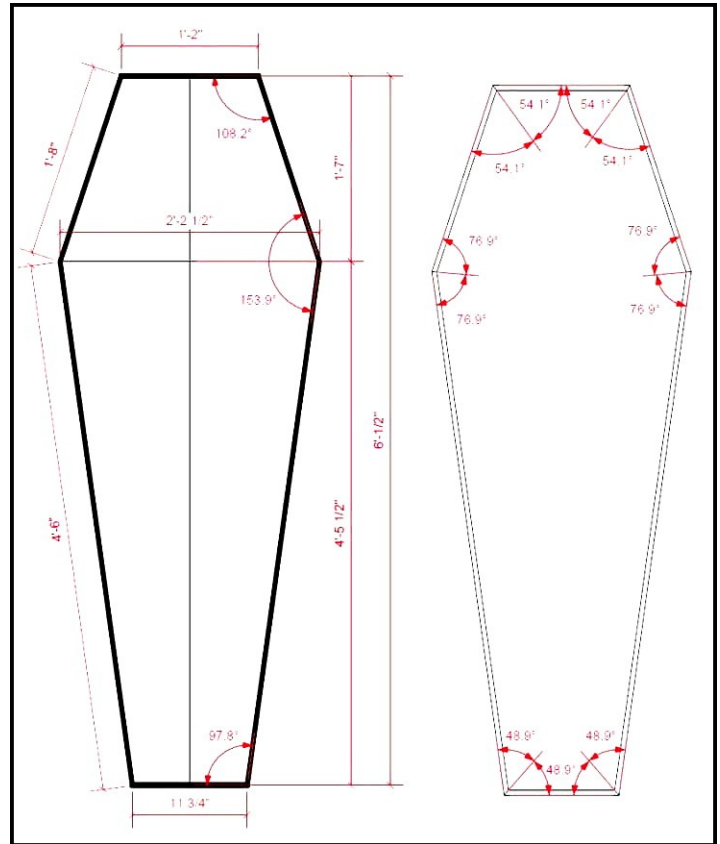
<https://www.youtube.com/shorts/6YXoUQ0zjBk>

Berland's Greatest Hits

<https://www.youtube.com/watch?v=b24vRAOMlos>

Stolen from Facebook Department

Finally!! A woodworking plan for us retired people!



Borrow DPWW Tools



One benefit of being a member of the DuPage Woodworkers is that we have tools you can borrow. Our Work Sharp has been upgraded with a knife and scissor sharpening attachment. Also DPWW now has a Performax 12" planer. It is in the

Borrow Tools inventory. The scroll saw, moisture meter, metal detector, Work Sharp, planer, and Drill Doctor are available to members by contacting: **Wayne Maier at 630-303-1341.**

Beads of Courage Boxes 2023

The [Beads of Courage Project](#) creates decorative glass beads as a reward for children undergoing frequent, difficult medical procedures. Beads are crafted by hobbyist glass workers. For several years now, Dupage Woodworkers have been making handmade boxes for storing a child's bead collection. This year boxes will be collected at the July meeting. Box guidelines are [on the BOC web site](#). For inspiration, DPWW now has a [page of previously contributed boxes](#) on our web site.

Sawdust In Your Coffee

Sawdust in Your Coffee is our Zoom-based monthly discussion of wood related subjects. There were 13 participants at the May 6 Sawdust meeting. Topics discussed included:

- | | |
|---|--|
| 1 Toy work shop review | 6 Shaper Origin discussion and visual review. |
| 2 Upcoming activity at Dugans Sawmill | 7 Doodle Bug Workshop project finish suggestion. |
| 3 Possible car pool to Dugan's | 8 Suggestions for folding workbench, plywood source, and speaker material. |
| 4 Completed oak desk review and suggestions for dust nub removal | 9 Edge banding application and trimming. |
| 5 Review of logs reclaimed from oak tree removal at Lincoln Park Zoo. | 10 Upcoming estate sale of former woodworker. |

There will be another Sawdust in Your Coffee meeting at 9:00 on Saturday, June 3. Bring your questions, your progress, and/or your coffee. Expect the usual EMail Zoom invitation. — **Ron Colliander**




From Our Workshop April 2023 - Click to Enlarge

These projects, projects in progress and many more can be seen on your [DPWW Gallery Web Page](#). These projects were submitted prior to our April 17 meeting, or were shown in person at the meeting.

With our meetings held via Zoom and in-person, if possible, still submit photos of your current projects to **Mike Perry** and **Lee Nye** via [Google Forms](#) for inclusion in next month's newsletter. Submitted projects will also be featured during the next in-person and Zoom monthly meeting "From Our Workshop" [session](#).



**Tony Leto - Pens
Acrylic**



**Tony Leto - Pen Press Mod
To Accomodate Button**



**Paul Pyrcik
Pens & Letter Openers
Antler, Acrylic - CA Glue**

From Our Workshop

Prize Drawing

Winners at the April meeting:
**Tim McAuley, Rick Ogren,
Tom Kubicka**




**Tom Kubica - Cutting Boards
Cherry, Maple, Curly Maple
Walrus Oil**




**Rick Ogren
Hoosier
Cabinet
Restore
Before**



**Rick Ogren
Hoosier
Cabinet
Restore
After**



**Whit Anderson - Cat/Mouse
Automata
Baltic Birch Ply**



**Whit Anderson - Pocket Loom
Baltic Birch Ply**



**Bruce Metzdorf - Plate
Maple - Odies Oil**



**Bob Bakshis
Dove of Peace Cross
Oak - Poly**



**Bruce Metzdorf - Two Plates
Maple, Mahogany - Odies Oil**



**Marty Dettmer - Patio Bench
White Oak - Gen Fin 450**



**Dave Wesolowicz
12 Days of Christmas
Baltic Birch Ply**



Wayne Maier - Tea Boxes
Oak - Oil, Shellac



Tim McAuley
Charcuterie Board
Oak - Epoxy



Mark Wieting
Kitchen Island
Pine, Butcher
Block
Danish Oil,
Poly



Bruce Metzdorf - Bowl
Honey Locust - Odies Oil



George Rodgers
Offset Turned Necklace
Maple - Wax

About From Our Workshop

FOW is an important part of our DPWW meetings and we love to see what other members have made and hear about details of their work. Even though our meetings are both in-person at St. James, and broadcast via Zoom, please continue to send project photos.

The DPWW board asks that FOW photos be submitted online, even if you plan to bring your project to the in person meeting. You can find [the online form](#) under the [members only tab](#) on our web site. The Google form asks for your name and for project info like in the above pictures, then allows for uploading up to three image files. Photos on screen at the meeting and on Zoom give everyone a better view of projects that our video cameras can see. Whether in-person or on Zoom, you can speak about your project when called upon.

Please continue to bring your projects to the in-person meetings so we can see them before the meeting and during breaks. There will be a drawing at the May meeting for FOW prizes to those who attend in-person. If you need assistance submitting project photos, contact:

— **Lee Nye** woodworkerlee828@gmail.com.