

Calendar

DPWW Regular Meetings

Usually the Third Monday at [St. James in Glen Ellyn](#)

Will be in person and via Zoom until further notice

- **June 19**
- **July 17**
- **August 23**

DPWW Board Meetings

Usually the First Monday
By Zoom

- **July 3**
- **June 5**

Future Activities

- **June 24, 10:00 AM**
[Bruce Kinney Shop Visit](#)
- **July 8, 9:00 AM**
[Sawdust In Your Coffee Zoom](#)
- **June 3, 9:00 AM**
[Sawdust In Your Coffee Zoom](#)

Programs

- **June 19**
[Show and Tell, Part 2](#)
- **July 17**
[Bandsaw Box - Larry Adams](#)

President's Message - June 2023



Our [June general meeting](#) will be a presentation by members of our organization. They will be providing you with tips and tricks that they have found beneficial in their woodworking. This type of program was very well received in April.

I was sorry to miss our recent activity of visiting **Dugan Sawmill**. I was out of town and unable to attend. I heard a lot of good things about it. Please find pictures from this activity [in this newsletter](#).

Our next toy making workshop is scheduled for Saturday, September 30 at the [Woodcraft in Woodridge](#). Please see more about this upcoming workshop in the [toys section of this newsletter](#).

Bruce Kinney has graciously offered to open his shop for a shop tour on Saturday, June 24. Please see additional information [later in this newsletter](#).

Mark Wieting will be collecting [Beads of Courage](#) boxes at this month's general meeting. We will be delivering them to Advocate Children's Hospital in Oak Lawn. Here is the [website for guidelines](#) with respect to making the boxes.

We will have our [From Our Workshop](#) segment of our meeting in June. Be sure to submit your pictures at: [From My Workshop \(google.com\)](#)

Finally, you should have received an email from **Mike Kalscheur** about exhibiting your [works at the IL State Fair](#). This is a great opportunity to show the general public what we can do as well as increase interest in this great hobby. If you have any questions please be sure to contact myself or Mike.

Hope to see you at our June meeting!

George Rodgers 708-623-9038
GLRodgers@comcast.net

DuPage Woodworkers Board Meeting

June 5, 2023



George Rodgers opened the meeting at 7:10pm due to some difficulties accessing the original Zoom meeting. Present were George Rodgers, Bruce Metzdorf, Jim Harvey, Mark Wieting, Steve Young, David Wesolowicz, Jeff Kramer, Mike Kalscheur, Lee Nye, Bruce Kinney.

President's Report: **George Rodgers** detailed the issues with the scheduled Zoom



meeting. He then asked for any additions to the existing agenda. Finally, he asked for approval of the prior meeting minutes. A motion was made, seconded and passed to approve the May meeting minutes.

Treasurer's Report: *Dave Wesolowicz* Dave was thanked for sending out the financial report. Currently the club has a cash balance of \$5,298.

Communications:

Secretary's Communication (*Steve Young*) Steve indicated that a sympathy card was sent to the family of David Reilly.

President's Communication (*George Rodgers*) No additional comments.

Standing Committee Reports

Membership (*Mike Kalscheur*) – Mike stated membership was at 199 and steady. One returning member had renewed.

Library (*Tim McAuley*) – Absent.

Prizes (*Bruce Kinney*) – The last meeting resulted in \$270 in sales. Year to date sales are \$909 and year to date profit is \$507. June prizes will include another Milwaukee Driver Kit and a Rockler Power Hose Kit.

Publicity – Absent.

Toys (*George Rodgers*) – Saturday, September 30, has been set for the next toy workshop.

Newsletter (*Jim Harvey*) – Working on next newsletter. Whit Anderson's Whale Toy will be featured. There were 11 projects in From Our Workshop to be mentioned. Need additional contributions by June 9th.

From Our Workshop (*Lee Nye*) – Lee picked up prizes at Woodcraft for the FOW.

Activities/Programs (*Jeff Kramer*) – Bruce Kinney volunteered to show his shop on June 24, at 10:00am. Working on a Sketchup class via Zoom. About 12 members expressed interest at the last meeting. A possible in person class is also being looked at. Currently we have 6 volunteers for the June **Show N Tell part 2**. We have room for 4 more.

A/V (*Howie Peterson*) – Absent.

Web (*Bill Hoffman*) – Absent.

Old Business:

Adding non-profit info to the website – No discussion.

Member cell phone contact list in case of cancelled meetings – Some progress in getting member information into a Google address format. Not clear on how to use this to send out a group text message. Mark Wieting to research further.

Liability insurance (GR reporting) – Waiting on feedback from our agent.

New Business:

William Boyle is providing a chair-making demonstration at our club later this year. He had asked to place an ad in our classifieds section. The consensus is that it would not be appropriate to place an ad like this in the classifieds, however, an email will be sent to the members to make them aware of the class he teaches. It was also agreed that a web page listing related events would be beneficial.

At approximately 7:50pm the meeting was adjourned.

– **Steve Young**



Membership News

No new members to report this month. DPWW is 199 members strong. One returning member had renewed. In April, A new member, **Steve Young** stepped up to fill the very large shoes left by **Jerry Johnson** retiring from the Secretary office, but there is still an open committee position for Publicity. Please consider helping DPWW by volunteering.

Mike Kalscheur - membership@dupagewoodworkers.org



June 19 DPWW Meeting Show and Tell Part 2

The June meeting will be at 7:00 PM at [St. James Catholic Church in Glen Ellyn](#). Please park in the South lot adjacent to Fawell Boulevard.

After the successful show and tell in April we will be having another Show and Tell in June.

Your presentation does not have to be long – use five minutes as a guide. You can send pictures or use PowerPoint even if it is only one or two slides, but it is not required. If you have pictures or use PowerPoint, please send the file by June 14 if possible, to Jeff Kramer (Kramer123@hotmail.com) and he will collate them for the meeting.

Here are some thoughts/questions on what you may present:

- What is the one key thing I have learned from woodworking?
- What is my favorite tool?
- What is my favorite jig?
- Any specific tip or trick to pass on?
- What is the biggest mistake I have made?

Please feel free to bring any jigs, tools, or anything else that would illustrate your presentation to the members.

Thanks, **Jeff Kramer (630) 926-3784**



Toys

DPWW and [Woodcraft \(75th St. and Woodward Ave. in Woodridge\)](#) will be hosting a toy making workshop on Saturday, September 30 from 9am to 3pm. We are hoping to have people contribute some of

their time to helping bandsaw, drill, rout, sand and assemble toys for the underprivileged children give-a-way program. The plan is to have people show up for the morning (9am to noon) and/or afternoon (noon to 3pm) session. If you can't contribute 3 hours even just an hour or two will help. Coffee and donuts will be available in the morning and pizza and pop will be served at lunchtime.

For those unable to make the workshop but still wanting to contribute toys we have wheels and axles. We will have these available to pick up at the DPWW general meetings. You can also contact me directly if you need wheels or axles. We also have patterns and directions for making toys which are available at each general meeting and in the [Toys tab of our website](#).

George Rodgers 708-623-9038
GLRodgers@comcast.net



Borrow DPWW Tools

One benefit of being a member of the DuPage Woodworkers is that we have tools you can borrow. Our Work Sharp has been upgraded with a knife and scissor sharpening attachment. Also DPWW now has a Performax 12" planer. It is in the Borrow Tools inventory. The scroll saw, moisture meter, metal detector, Work Sharp, planer, and Drill Doctor are available to members by contacting: **Wayne Maier at 630-303-1341.**



Logo Clothing

Welcome to all the new DPWW members and those not so new from our DPWW clothing store. Stop by at my display location during the Monday meeting for introductions. We started with the green polo shirts and tan hats with the embroidered DPWW logo. We added the long sleeve T hirts with the embroidered DPWW logo. It has been suggested that we offer a fleece with front zipper for winter. Let me know if this or any other item would be of interest. I had offered to look into other items of interest in the past, but had little interest. Enjoy Summer and DPWW club events wearing your shirts and hats.
Thanks, **Carl Shaffer 630-251-3106**

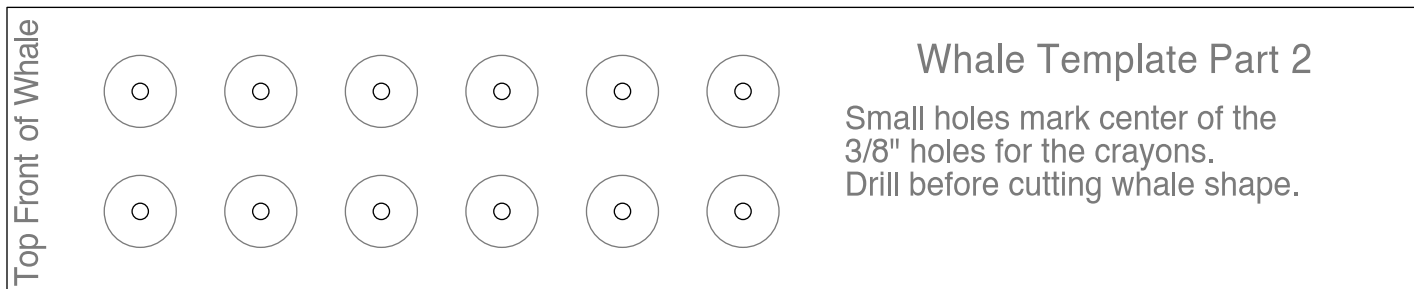
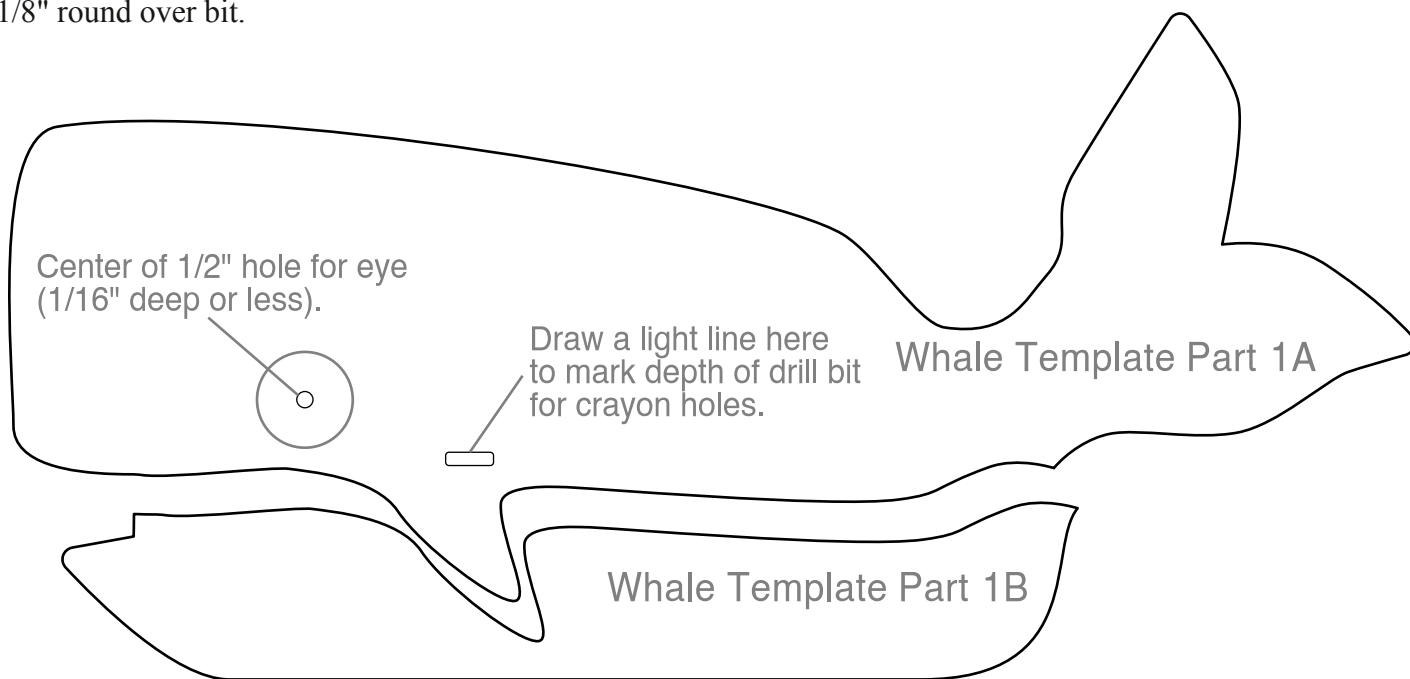


Toy of the Month

Whale Toy Crayon Holder

This pattern contributed by **Whit Anderson**, should print full size. This and many other plans are available on the [DPWW web site](http://www.dupagewoodworkers.org). Do you have a simple wooden toy design you can share with our members? Send to newsletter@dupagewoodworkers.org.

The whale toy crayon holder is made from a 2x4 or other material of the same size. Since the whale is painted, lower quality wood can be used. There will be plywood templates available at our monthly meetings to help draw and position holes on the whale. You can also print and cut out the templates that are at the end of this article. [More detailed instructions](#) can be downloaded from the DPWW site Toy page. Minimum tools needed are sandpaper, a jig saw, and 3/8 and half inch drill bits preferably in a drill press. Construction will be faster if you have a band saw, spindle sander, and a router with a 1/8" round over bit.



If you have printed this at the correct scale the ruler at the left should be 5"



Upcoming DPWW Activity

Bruce Kinney Shop Visit June 24

Bruce has shown his nicely equipped shop several times before and the activity was always well attended. Bruce's

address is:

405 W. Bailey Road, Naperville

Bailey is South of 75th street, West of Washington.

Please sign up [for this activity on our Google Form.](#)



Internet Project of the Month



Should have used a 12 tooth blade.

Coffee Makers

Gotta have coffee at the meetings! Thanks to those who pitched in at the Last meeting.

Anyone is welcome to make coffee. Just arrive a little after 6:00 and join the fun with others preparing coffee, cookies, and cleanup afterwards.

Internet Link of the Month

Ron Hock's take on rust repair and prevention

<https://files.constantcontact.com/bc49f4a0101/aa5a9567-2570-42a6-b2be-a310768f0393.pdf>

Note: Ron Hock's business is now part of Lee Valley

<https://www.hocktools.com/>



May Door Prize Winners

Tony Claus and Jim Bearrain

June Door Prizes

Door prizes this month will be:

- Milwaukee Drill Driver Kit.
- Rockler Power Tool Hose Kit

— **Bruce Kinney**



Tickets are \$2 for 1, \$5 for 3, \$10 for 7, \$15 for 11, \$20 for 15.



Sawmill Attracts 15 From DPWW

Members and their families visited Dugan Wood Products, Inc., in Leland, IL, to see and learn about the sawmill process. Hosted by owner **Dave Dugan** and his son Charles, our group learned that the 48" sawblade is powered by a 50-horsepower electric motor and has replaceable carbide tips in the event they encounter metal in a log being milled. Dave displayed a small section of a log that had metal in it—a ring for tying up a horse back in the day. He said that luckily they had not hit the iron ring while cutting the log—sparks fly when they do hit iron or steel.

The Dugans cut a 12' long Osage Orange for our demonstration of the capabilities of the mill. The log didn't look like much with its bark intact, but inside was some wonderfully orange and brown wood. On the outlot was a 36" diameter Tamarack log 14' long that had been drying in the sun for two months. Tamarack is in the Cedar family and several people guessed "Cedar" when shown a cutting from a similar log. When asked how much the log weighed, Charles said it probably weighed 5,000 lbs. when it was delivered, maybe 4,000 lbs. now. The Dugans use a commercial forklift to move such logs around.



Dave Dugan said they cut logs to sell the wood, and sometimes cut logs for a fee for people who want to retain the wood themselves. The sawblade process differs from the Wood Miser band saw process we saw demonstrated by member **Ron Coliander** in [September '21](#) of the band saw moving through the wood, the wood moves through the large sawblade. The entire setup requires heavy equipment to move the logs to the mill and the mill itself requires at least 300 sq.ft. Dave said the sawdust generated is vacuumed out of the shop into a wagon outside, and people take it away for horse bedding and other uses. He said Walnut cannot be used for horses, but it can be used for cattle.

It was a great way to spend a bright spring morning learning about wood and the sawmill process.

Mark Wieting



Illinois State Fair Exhibit Opportunity

There was a recent E-Mail to all DPWW members soliciting woodworking exhibits for the August 2023 Illinois State Fair. **Dave Dockstader** (President of the Fox Valley club) is proposing a friendly competition between Fox Valley and the DPWW. Exhibiting one of your projects requires filling out a short form and submitting a personal check for the small entrance fee. The [2023 Fair Premium Book](#) lists the rules and in Department O, shows [seven woodworking classes on Page 119](#):


- 14457 Wood carving (3 dimensional)
- 14458 Chip carving
- 14459 Scroll saw project
- 14460 Wood turning
- 14461 Inlay and Marquetry
- 14462 Any Other Article
- 14463 Intarsia

Entry rules are [on Page 1-4](#) and the combined fee for the Office and Department O would be \$5. The entry form is due by July 15, it is available [on the State Fair web site](#). Transportation of your project can be arranged.

This is a chance for members to show off their woodworking skills to a wide audience. We encourage all DPWW members to read the earlier E-Mail and look through the attachments.

Mike Kalscheur - membership@dupagewoodworkers.org, **George Rodgers** - GLRodgers@comcast.net

Beads of Courage Boxes 2023



Beads of Courage boxes will be collected at the **June 19 DPWW meeting** for distribution in July. We will be taking photos of your BOC contributions. **George Rodgers** has ceramic BOC beads or plywood medallions to decorate boxes. If you can't make the regular June meeting, you can drop off your boxes at **Mark Wietings** home in Glen Ellyn. Phone Mark at **630-699-3332**.



The [Beads of Courage Project](#) supplies decorative glass beads as a reward for children having frequent, difficult medical procedures. Beads are crafted by hobbyist glass workers. For several years now, Dupage Woodworkers have been making handmade boxes for storing a child's bead collection. Box guidelines are [on the BOC site](#). For inspiration, the DPWW site now has a [page of previously contributed boxes](#).

Sawdust In Your Coffee

Sawdust in Your Coffee is our Zoom-based monthly discussion of wood related subjects. There were eight participants at the June 3 Sawdust meeting. Topics discussed included:

- 1 Review DMI equipment build (Physical therapy boxes).
- 2 Recent Dugan Sawmill tour review.
- 3 Activities chair looking for June field trip, anyone interested in hosting a shop tour?
- 4 Magnetic feather board review.
- 5 Recommendations for outdoor sign wood and finish.
- 6 Alternative joints and adhesives for thin plywood corner joints.
- 7 Tapered tenoning tools.
- 8 Methods of removing epoxy ahead of sanding.
- 9 Improving miter joints on boxes.
- 10 Flattening and sizing large cookies methods.

There will be another Sawdust in Your Coffee meeting at **9:00 on Saturday, July 8**. Bring your questions, your progress, and/or your coffee. Expect the usual EMail Zoom invitation. — **Ron Colliander**



From Our Workshop May 2023 - Click to Enlarge

These projects, projects in progress and many more can be seen on your [DPWW Gallery Web Page](#). These projects were submitted prior to our May 15 meeting, or were shown in person at the meeting.

With our meetings held via Zoom and in-person, if possible, still submit photos of your current projects to **Mike Perry** and **Lee Nye** via [Google Forms](#) for inclusion in next month's newsletter. Submitted projects will also be featured during the next in-person and Zoom monthly meeting "From Our Workshop" session.




George Rodgers - Serving Tray
Maple, Plywood, Tissue Paper
Epoxy, Wipe On Poly



Whit Anderson
Housewarming Bowl
Maple - Oil, Shellac



David Burk - Burl with Copper
Scraps



James Arthurs - Office Desk
Red Oak, Walnut - Watco Poly

About From Our Workshop

FOW is an important part of our DPWW meetings and we love to see what other members have made and hear about details of their work. Even though our meetings are both in-person at St. James, and broadcast via Zoom, please continue to send project photos.

The DPWW board asks that FOW photos be submitted online, even if you plan to bring your project to the in person meeting. You can find [the online form](#) under the [members only tab](#) on our web site. The Google form asks for your name and for project info like in the above pictures, then allows for uploading up to three image files. Photos on screen at the meeting and on Zoom give everyone a better view of projects that our video cameras can see. Whether in-person or on Zoom, you can speak about your project when called upon.

Please continue to bring your projects to the in-person meetings so we can see them before the meeting and during breaks. There will be a drawing at the June meeting for FOW prizes to those who attend in-person. If you need assistance submitting project photos, contact:

— **Lee Nye** woodworkerlee828@gmail.com.



Ron Colliander - Doll Cradles
White Oak - Lacquer



Tony Leto - Spatulas
White Oak - Wipe On Poly



Bruce Metzdorf - 11" Bowl
Honey Locust - Odies Oil, Wax



Tom Olson
Mitered Box, Maple Plate
Plywood, Maple - CA and Deft



Ron Colliander
Folding Saw Horse
Red Oak - Danish Oil



Bob Bakshis - Plant Stand
Oak - Poly

From Our Workshop Prize Drawing

Winners at the May meeting:
*Whit Anderson, George
Rodgers, Ron Colliander*



Ron Colliander
Live Edge Growth Board
Maple - Lacquer