

Calendar

• DPWW Regular Meetings

• Usually Third Monday 7:00 pm at [St. James in Glen Ellyn](#)

• Will be in person and via Zoom

- May 18
- June 15

• DPWW Board Meeting

• Usually First Monday

- June 1
- July 6

• Programs

• May 18

- [Ed Bouvier on his "Teenage Hand Tools"](#)

• June 15

- Intro to veneering and marquetry

• Activities


• May 9 (past)

- [Berghaus Pipe Organ Builders tour](#)

• Links

- [Directory for Board Minutes](#)
- [Club library](#)

President's Message May 2026



George Rogers

We had a very productive toy making workshop on Saturday, April 25 at the Woodcraft in Downers Grove. Thanks to the 18 members that worked hard assembly vehicles and animals with wheels along with assembling doll beds. I look forward to another workshop this fall.

Thank you to Gordon Brand for volunteering to be our From Our Workshop (FOW) committee chair.

If you want to be included in the FOW prize giveaway and you are submitting your project online you must be present at the meeting. Also, please still fill out a FOW form at the meeting.

A special thanks to Bruce Metzdorf for stepping up last minute for our April program. Our scheduled speaker was sick and Bruce pulled things off with only about 12 hours notice. His demonstration on making tea light candle ornaments on a lathe was very informative. I look forward to making these for this years holiday season. His guidance will help me.

Bruce has been able to rearrange our programs for the upcoming months. This month we will have Ed Bouvier talk about his building of furniture and teaching. Ed has spoken to our organization before and we have toured his shop/school in Wheaton. In June I will be providing a demonstration on parquetry, the use of rectilinear pieces of veneer to create patterns. I will provide an overview of veneer and discuss cutting and gluing it.

Vaibhav has a tour of the Berghaus Organ Company scheduled for Saturday, May 9. A sign up email has gone out for this. I look forward to learning more about how pipe organs are built and maintained.

Hope to see you at our next meeting on Monday, May 18 at 7pm. I also hope to see you at the Berghaus Organ Company tour on Saturday, May 9.

George Rodgers

GLRodgers@comcast.net

708-623-9038



Membership



Mike Kalscheur

DPWW Privacy Opt-Out Form

DPWW club is adding a new privacy policy to address a past experience with a previous member and their privacy. Please read the

following "Privacy Opt-out" form

and, if you wish to opt-out as defined, fill out the form (next page) and return to me via email or at a future in-person meeting. Please include a recent photo. Your decision to submit this privacy form now can be rescinded in the future with written notice. No action is necessary if you are agreeable to the potential use of your name and/or photo in future DPWW publications.

The DuPage Woodworkers (DPWW) may take photos during our meetings and activities. These photos and your name may be used on our website, Facebook page and in our newsletters. If you do NOT want your photo or name used please notify the Membership chairman in writing or via email to membership@dupagewoodworkers.org. In addition to filling out this form with your name, signature and date of submission, your photo is also required for verification. You may scan these items for electronic transmission or turn in this form along with your photo at one of the DPWW general meetings.

Do not publish my information or image

Name _____

Signature _____

Date _____

Include recent photo

Mike Kalscheur

membership@dupagewoodworkers.org

Service Award

Mary Olson was presented a service award in recognition of her continuing efforts in providing the snacks (at her expense) for the DPWW general meetings. She makes the meetings sweeter




Faces in wood.

Send in your images that have faces looking out. We will update the newsletter with submissions. We have a dog and what could be a monkey, gecko, or frog





April Program Recap



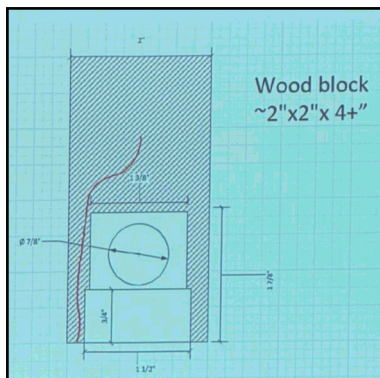
Mark Wieting

April meeting “turns” out fine


Learning only Monday morning that our scheduled speaker was ill and could not make his presentation, DPWW program chair Bruce Metzdorf stepped in and moved his May presentation up to April 20.

As other turners have, Bruce wrangled his midi-lathe into a suitable place up front and noted that some of our turner/demonstrators have talked and answered questions rather than diving into turning a piece. He dived. Taking a 2” x 2” X 5” block of white oak, he had pre-drilled a 7/8” hole in each face, about 1 1/2” above the base.

He chucked the piece and installed a drill chuck in the tail stock, with a 1 1/2” Forstner bit to make room in the bottom of the piece for the 1 1/2” diameter battery-powered tea light candle. With white oak it was slow going, but he accomplished the task—drill a hole about the depth of the tea light—half an inch. Then he



gave way to the spindle roughing gouge. He said a bowl gouge would work but prefers the spindle roughing gouge as it is basically spindle turning to shape



the piece. He said “carbide tools” (Easy Wood, Wood River, etc.) also work and are perhaps

easier to manage for beginning turners—come straight at the wood without worrying about getting the perfect bevel for cutting. Bruce added some decorative lines in the piece with a burning wire and brought the top of the piece to a point ready to part off the lathe. A small flat surface at the top allows a small screw eye for hanging the piece

with a decorative thread.

He added a few tips:

- Consider replacing the cast iron tool rest that comes with most lathes with a steel rest that has a hardened rod—much smoother and less likely to wear down in spots
- His recommended finishes are Doctors Woodshop Bowl Finish or Pen Finish
- A little blue tape around the candle’s bottom makes for a tight fit. Candles come in multiples—reason enough to make a batch of tea candle lights. They make great gifts during the holidays.



switched to the 1 3/8” Forstner creating a seat for the candle to rest on as he drilled high enough in the piece to clear the pre-drilled “windows.”

Then he turned. The square edges quickly



April Activity Recap



Vaibhav Konanur

Hand-cut Dovetail Workshops on **Saturday, April 11** and **Saturday, April 18 at 9:00 AM**. These sessions focus on the techniques and process of cutting dovetails by hand.

Toy Workshop

DPWW held a **Toy Workshop** at **Woodcraft in Downers Grove**. We worked together on toys for a great cause while enjoying a fun and productive morning in the shop.

Vaibhav Konanur, Activities Chair, DuPage Woodworkers.

May Activity Recaps

Berghaus Pipe Organ Builders tour

Several members toured the [Berghaus Pipe Organ Builders](#) workshops in Bellwood. The company is run by Brian Berghause, son of

the founder, Len Berghause. Brian's team builds, cleans, and repairs pipe organs all over the country. The new 30,000 square foot

shop and office includes a CNC machine and a 38-foot tall set-up room to allow full assembly prior to shipping.

Kelly Monette, Operations Manager, led the tour of the expansive facilities and explained how much room is needed to accommodate a pipe organ, it's components, controls, and challenges.



Reviewing blueprints for a 50' organ



Kelly talking about pipe characteristics



Smaller consoles being built



Large metal pipes




Pipes inside a small console



Large wooden pipes



Large console



YouTube Video



Sawdust in Your Coffee



Ron Colliander

Sawdust in Your Coffee is our Zoom-based monthly discussion of wood related subjects. Fifteen members attended the May 2 Sawdust meeting.

Topics discussed included:

1. Review up coming club activities including organ factory tour and woodworking items for the St James Auction (auction later this summer).
2. Using doweling jigs for thru tenons and methods to correct misalignment.
3. Mounting woodworking vise on existing bench.
4. Progress photos of previous chair repair suggestions.
5. Progress photos of joining two contrasting woods on table legs.
6. Shelf life of boiled linseed oil experiences.
7. Using IPE wood for exterior projects, milling and finishing challenges.
8. Progress photos performance review of previously discuss plane iron repair..

There will be another SIYC meeting at 9:00AM on Saturday, June 6 Bring your questions, your progress, and/or your coffee. Expect the usual Email Zoom invitation.

Ron Colliander

Toys - 2026

The DPWW toy committee held a toy making workshop on Saturday, April 25 at the Woodcraft Store in Downers Grove. We routed and assembled over 100 doll beds. We also drilled, routed and glued wheels and axles to over 600 vehicles and animal cut outs. Thanks to the 18 members that participated on Saturday. Special thanks to Rick Ogren, Ron Colliander, Bruce Metzdorf, John Grzanich, Mike Walsh, Dave Wesolowicz and Jim Mikkelsen for helping prepare the pieces to various stages of completion for use at the workshop. Rick and John helped me set up the night before. Extra thanks to Mark Wieting, Jim Harvey, Bruce Kinney and Ron Colliander for

providing some of their equipment to use. It would not have been a successful workshop without everyone's commitment. We can feel proud about the toys we will be able to provide to underprivileged children this Holiday season. Please remember we will be collecting toys at the November general meeting on Monday, November 15. They will be distributed that evening to organizations that provide them to needy children.


Thanks again to all those that helped.

George Rodgers

[DuPage Woodworkers](http://www.DuPageWoodworkers.org)



Door Prizes



Bruce Kinney

The April door prizes were:

- Ridgid Drill/Driver.
- Fire Extinguisher and \$10 Woodcraft Gift Certificate.

The May door prizes will be:

- Bosch 18V drill driver
- Massive collection of drill bits.

April door prizes winners:

- Jim Harvey
- Jim Beaurain
- Dennis Kucia



Buy your tickets at the meeting:

\$2 for 1 \$5 for 3 \$10 for 7 \$15 for 11 \$20 for 15

April FOW Prize Winners:

Dave Wesolowicz Bruce Metzdorf Mike Fross

May Program

Ed Bouvier will present on his “Teenage Hand Tools” program (teaching kids about using tools).

Ed is a self-employed professional woodworker and owner of [The Village Woodwright, Inc.](http://TheVillageWoodwright.com) Ed builds custom furniture, both contemporary and reproduction style, restores antique furniture, and reproduces furniture parts and architectural millwork for restorations. He also enjoys teaching his-



toric woodworking skills to young people and adults. Ed is active in the Society of American Period Furniture Makers, Early American industries association, and the Professional Refinishers Group. While Ed loves working with hand tools, he does resort to power equipment from time to time, including his 8 foot tall vintage 36 inch bandsaw with oak wheels, circa 1895.



From Our Workshop April 2026 [Click to Enlarge](#)

Projects from your workshop can be submitted in person at the monthly meeting or online for viewing via Zoom.

At the meeting: Paper forms are provided at meetings to collect information for in-person submissions.

Online submission: For large projects or project that have been given away you can submit pictures and descriptions of your projects with an [online form](#). The deadline for online submissions is 6:00 PM the Sunday before the meeting.

All entries will be featured in the “From our workshop” section of the next newsletter and displayed on the DPWW Web page gallery.



*Brian Quirk – Small 2 compartment box
Cherry/Maple/Plywood – Shellac & Wax*



*Kevin Guynn – Tray
Cherry/Walnut – Mineral Oil*



*Bob Bakshis – 2018 Jeep Wrangler
Oak – Craft Paint & Poly*



*Tim McAuley – Bedroom Furniture
Oak – Poly*



*Mike Kalscheur – Bowl
White Ash – Tried & True*



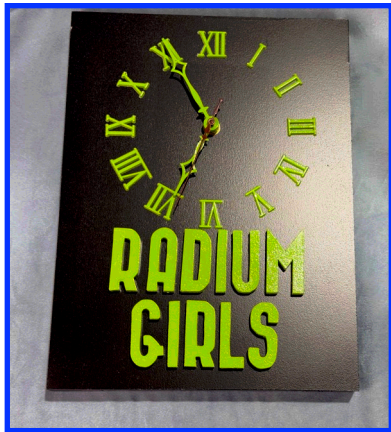
*Dan Urban – Trivets
Cherry – Watco Danish Oil & Spray-on Poly*



*Bruce Metzdorf – Banded Box
Walnut/Maple – Wipe on Poly*



*Michael Fross – 17th Century style carved Panel
Oak – Spray Laquer*



*Rick Ogren – High School Play Plaque
Plastic, Pine, Hardboard – Paint*



*Dave Wesolowicz – Butterfly on Sunflower
Poplar – General Finishes Satin*



*Dave Wesolowicz – Crotch Bowl
Crotch Bowl – Unknown*